

# COLOR CHART

**Laser | Rotary | Print**

Product Material Selection



# ROTARY ENGRAVING MATERIALS

## MATTES



<b>Red/White</b>	<b>Burgundy/White</b>	<b>Orange/White</b>	<b>Yellow/Black</b>	<b>Bright Green/White</b>	<b>Celadon Green/White</b>	<b>Pine Green/White</b>	<b>Light Blue/White</b>	<b>Sapphire/White</b>
212-602 2-ply 1/32" 222-602 2-ply 1/16" 223-602 3-ply 1/16" 243-602 3-ply 1/8"	222-622 2-ply 1/16" 243-622 3-ply 1/8"	222-612 2-ply 1/16" 243-612 3-ply 1/8"	212-744 2-ply 1/32" 222-744 2-ply 1/16" 223-744 3-ply 1/16" 243-744 3-ply 1/8"	212-932 2-ply 1/32" 222-932 2-ply 1/16" 223-932 3-ply 1/16" 243-932 3-ply 1/8"	222-972 2-ply 1/16" 243-972 3-ply 1/8"	222-912 2-ply 1/16" 243-912 3-ply 1/8"	222-562 2-ply 1/16" 243-562 3-ply 1/8"	222-502 2-ply 1/16" 243-502 3-ply 1/8"
<b>Blue/White</b>	<b>Navy Blue/White</b>	<b>China Blue/White</b>	<b>Purple/White</b>	<b>Almond/Black</b>	<b>Ivory/Dark Brown</b>	<b>Med. Brown/White</b>	<b>Dark Brown/White</b>	<b>White/Red</b>
212-512 2-ply 1/32" 222-512 2-ply 1/16" 223-512 3-ply 1/16" 243-512 3-ply 1/8"	222-552 2-ply 1/16" 243-552 3-ply 1/8"	222-382 2-ply 1/16" 243-382 3-ply 1/8"	222-582 2-ply 1/16" 243-582 3-ply 1/8"	222-854 2-ply 1/16" 243-854 3-ply 1/8"	222-228 2-ply 1/16" 243-228 3-ply 1/8"	222-822 2-ply 1/16" 243-822 3-ply 1/8"	222-842 2-ply 1/16" 243-842 3-ply 1/8"	212-206 2-ply 1/32" 222-206 2-ply 1/16" 243-206 3-ply 1/8"
<b>White/Burgundy</b>	<b>White/Bright Green</b>	<b>White/Blue</b>	<b>White/Black</b>	<b>Light Grey/Burgundy</b>	<b>Light Grey/Marine Blue</b>	<b>Light Grey/Black</b>	<b>Grey/White</b>	<b>Black/White</b>
222-226 2-ply 1/16" 243-226 3-ply 1/8"	222-209 2-ply 1/16" 243-209 3-ply 1/8"	212-205 2-ply 1/32" 222-205 2-ply 1/16" 243-205 3-ply 1/8"	212-204 2-ply 1/32" 222-204 2-ply 1/16" 223-204 3-ply 1/16" 243-204 3-ply 1/8"	222-326 2-ply 1/16" 243-326 3-ply 1/8"	222-325 2-ply 1/16" 243-325 3-ply 1/8"	222-324 2-ply 1/16" 243-324 3-ply 1/8"	222-312 2-ply 1/16" 243-312 3-ply 1/8"	212-402 2-ply 1/32" 222-402 2-ply 1/16" 223-402 3-ply 1/16" 243-402 3-ply 1/8"
<b>Black/Bright White</b>	<b>Walnut/White</b>	<b>English Walnut/Bright White</b>	<b>Black Walnut/White</b>					
222-412 2-ply 1/16" 243-412 3-ply 1/8"	222-172 2-ply 1/16" 243-172 3-ply 1/8"	222-192 2-ply 1/16" 243-192 3-ply 1/8"	222-002 2-ply 1/16" 243-002 3-ply 1/8"					

## TECHNICAL SPECIFICATIONS

**Material**  
Microsurfaced ABS

**Finish**  
Matte non-glare

**Sheet Size**  
24-1/8" x 48-3/4" // 613mm x 1238mm

**Engraving Depth**  
.003" // 0.08mm

**Usage**  
Interior signage  
Personal identification  
Permits fine detail engraving  
Trophies, awards & plaques

**Capabilities**

Bevels	Bonds	Braille-engravable
Drills	Heat bendable	Hot stamps
Saws	Scores	Screen prints
Shears	Silk screens	

## LACQUERS



<b>Red/White</b>	<b>Yellow/Black</b>	<b>Safety Yellow/Black</b>	<b>Bright Green/White</b>	<b>Teal/White</b>	<b>Blue/White</b>	<b>Sapphire/White</b>	<b>White/Red</b>	<b>White/Blue</b>
422-602 2-ply 1/16" 442-602 2-ply 1/8"	422-704 2-ply 1/16" 442-704 2-ply 1/8"	422-794 2-ply 1/16" 442-794 2-ply 1/8"	422-932 2-ply 1/16" 442-932 2-ply 1/8"	422-962 2-ply 1/16" 442-962 2-ply 1/8"	422-512 2-ply 1/16" 442-512 2-ply 1/8"	422-562 2-ply 1/16" 442-562 2-ply 1/8"	422-206 2-ply 1/16" 442-206 2-ply 1/8"	422-205 2-ply 1/16" 442-205 2-ply 1/8"
<b>White/Black</b>	<b>Black/White</b>	<b>Vintage Gold/Black</b>	<b>Vintage Silver/Black</b>					
422-204 2-ply 1/16" 442-204 2-ply 1/8"	422-402 2-ply 1/16" 442-402 2-ply 1/8"	422-774 2-ply 1/16" 442-774 2-ply 1/8"	422-384 2-ply 1/16" 442-384 2-ply 1/8"					

## TECHNICAL SPECIFICATIONS

**Material**  
Laminated impact acrylic

**Finish**  
Gloss

**Sheet Size**  
24-1/8" x 48-3/4" // 613mm x 1238mm

**Engraving Depth**  
.012" // 0.30mm

**Usage**  
Exterior signage  
Interior signage  
Personal identification  
Outdoor weatherable

**Capabilities**

Bevels	Bonds	Drills
Embosses	Heat bendable	Hot stamps
Ink prints	Laser vector cuts	Paint fill
Saws	Screen prints	Shears
Thermal prints	UV stable	

# ULTRA-MATTES *Front Engravable*



<b>Red/White</b>	<b>Red/Yellow</b>	<b>Dusty Rose/White</b>	<b>Ruby/White</b>	<b>Garnet/Ash</b>	<b>Canyon/Ash</b>	<b>Canyon/Cement</b>	<b>Yellow/Black</b>	<b>Safety Yellow/Black</b>
322-602 2-ply 1/16" 342-602 2-ply 1/8" 343-602 3-ply 1/8"	322-607 2-ply 1/16" 342-607 2-ply 1/8" 343-607 3-ply 1/8"	322-662 2-ply 1/16" 342-662 2-ply 1/8" 343-662 3-ply 1/8"	322-632 2-ply 1/16" 342-632 2-ply 1/8" 343-632 3-ply 1/8"	322-642 2-ply 1/16" 342-642 2-ply 1/8" 343-642 3-ply 1/8"	322-862 2-ply 1/16" 342-862 2-ply 1/8" 343-862 3-ply 1/8"	322-823 2-ply 1/16" 342-823 2-ply 1/8" 343-823 3-ply 1/8"	322-704 2-ply 1/16" 342-704 2-ply 1/8" 343-704 3-ply 1/8"	322-794 2-ply 1/16" 342-794 2-ply 1/8" 343-794 3-ply 1/8"
<b>Bright Green/White</b>	<b>Celadon Green/White</b>	<b>Hunter Green/White</b>	<b>Hunter Green/Gold</b>	<b>Black Forest Green/White</b>	<b>Sea Grey/White</b>	<b>Balsam/Ash</b>	<b>Teal/White</b>	<b>Ocean Blue/White</b>
322-932 2-ply 1/16" 342-932 2-ply 1/8" 343-932 3-ply 1/8"	322-972 2-ply 1/16" 342-972 2-ply 1/8" 343-972 3-ply 1/8"	322-992 2-ply 1/16" 342-992 2-ply 1/8" 343-992 3-ply 1/8"	322-997 2-ply 1/16" 342-997 2-ply 1/8" 343-997 3-ply 1/8"	322-902 2-ply 1/16" 342-902 2-ply 1/8" 343-902 3-ply 1/8"	322-312 2-ply 1/16" 342-312 2-ply 1/8" 343-312 3-ply 1/8"	322-942 2-ply 1/16" 342-942 2-ply 1/8" 343-942 3-ply 1/8"	322-962 2-ply 1/16" 342-962 2-ply 1/8" 343-962 3-ply 1/8"	322-592 2-ply 1/16" 342-592 2-ply 1/8" 343-592 3-ply 1/8"
<b>Blue/White</b>	<b>Blue/Yellow</b>	<b>Sapphire/White</b>	<b>Blueberry/Gold</b>	<b>Blueberry/White</b>	<b>China Blue/White</b>	<b>Ash/Garnet</b>	<b>Ash/Cinder</b>	<b>Sandalwood/Canyon</b>
322-512 2-ply 1/16" 342-512 2-ply 1/8" 343-512 3-ply 1/8"	322-517 2-ply 1/16" 342-517 2-ply 1/8" 343-517 3-ply 1/8"	322-562 2-ply 1/16" 342-562 2-ply 1/8" 343-562 3-ply 1/8"	322-527 2-ply 1/16" 342-527 2-ply 1/8" 343-527 3-ply 1/8"	322-542 2-ply 1/16" 342-542 2-ply 1/8" 343-542 3-ply 1/8"	322-382 2-ply 1/16" 342-382 2-ply 1/8" 343-382 3-ply 1/8"	322-246 2-ply 1/16" 342-246 2-ply 1/8" 343-246 3-ply 1/8"	322-244 2-ply 1/16" 342-244 2-ply 1/8" 343-244 3-ply 1/8"	322-218 2-ply 1/16" 342-218 2-ply 1/8" 343-218 3-ply 1/8"
<b>Sandalwood/Balsam</b>	<b>Parchment/Black</b>	<b>Ivory/Dark Brown</b>	<b>Beige/White</b>	<b>Beige/Dark Brown</b>	<b>Taupe/White</b>	<b>Driftwood/Alpine</b>	<b>White/Red</b>	<b>White/Blue</b>
322-219 2-ply 1/16" 342-219 2-ply 1/8" 343-219 3-ply 1/8"	322-814 2-ply 1/16" 342-814 2-ply 1/8" 343-814 3-ply 1/8"	322-228 2-ply 1/16" 342-228 2-ply 1/8" 343-228 3-ply 1/8"	322-832 2-ply 1/16" 342-832 2-ply 1/8" 343-832 3-ply 1/8"	322-838 2-ply 1/16" 342-838 2-ply 1/8" 343-838 3-ply 1/8"	322-802 2-ply 1/16" 342-802 2-ply 1/8" 343-802 3-ply 1/8"	322-595 2-ply 1/16" 342-595 2-ply 1/8" 343-595 3-ply 1/8"	322-206 2-ply 1/16" 342-206 2-ply 1/8" 343-206 3-ply 1/8"	322-205 2-ply 1/16" 342-205 2-ply 1/8" 343-205 3-ply 1/8"
<b>White/Black</b>	<b>White/Gold</b>	<b>Cement/Garnet</b>	<b>Cement/Canyon</b>	<b>Graphite/White</b>	<b>Cinder/Clay</b>	<b>Cinder/White</b>	<b>Charcoal Grey/White</b>	<b>Dark Brown/White</b>
322-204 2-ply 1/16" 342-204 2-ply 1/8" 343-204 3-ply 1/8"	322-217 2-ply 1/16" 342-217 2-ply 1/8" 343-217 3-ply 1/8"	322-236 2-ply 1/16" 342-236 2-ply 1/8" 343-236 3-ply 1/8"	322-238 2-ply 1/16" 342-238 2-ply 1/8" 343-238 3-ply 1/8"	322-392 2-ply 1/16" 342-392 2-ply 1/8" 343-392 3-ply 1/8"	322-413 2-ply 1/16" 342-413 2-ply 1/8" 343-413 3-ply 1/8"	322-432 2-ply 1/16" 342-432 2-ply 1/8" 343-432 3-ply 1/8"	322-302 2-ply 1/16" 342-302 2-ply 1/8" 343-302 3-ply 1/8"	322-842 2-ply 1/16" 342-842 2-ply 1/8" 343-842 3-ply 1/8"
<b>Black/Silver</b>	<b>Black/White</b>	<b>Black/Yellow</b>	<b>Black/Gold</b>	<b>Vintage Gold/Black</b>	<b>Vintage Silver/Black</b>			
322-423 2-ply 1/16" 342-423 2-ply 1/8" 343-423 3-ply 1/8"	322-402 2-ply 1/16" 342-402 2-ply 1/8" 343-402 3-ply 1/8"	322-407 2-ply 1/16" 342-407 2-ply 1/8" 343-407 3-ply 1/8"	322-417 2-ply 1/16" 342-417 2-ply 1/8" 343-417 3-ply 1/8"	322-774 2-ply 1/16" 342-774 2-ply 1/8" 343-774 3-ply 1/8"	322-384 2-ply 1/16" 342-384 2-ply 1/8" 343-384 3-ply 1/8"			

## TECHNICAL SPECIFICATIONS

<b>Material</b> Laminated impact acrylic	<b>Sheet Size</b> 24-1/8" x 48-3/4" // 613mm x 1238mm	<b>Usage</b> ADA compliant Exterior signage Interior signage Personal identification Tactile signage	<b>Capabilities</b> Bevels Drills Laser vector cuts Screen prints Thermal prints	Bonds Heat bendable Outdoor weatherable Shears UV stable	Braille-engravable Hot stamps Saws Silk screens UV-printable
<b>Finish</b> Matte non-glare	<b>Engraving Depth</b> .012" // 0.30mm				

# SLICKERS



<b>Clear/Red</b>	<b>Clear/Yellow</b>	<b>Clear/Sapphire</b>	<b>Clear/White</b>	<b>Clear/Black</b>	<b>Clear/Clear</b>
412-600 2-ply 1/32" 422-600 2-ply 1/16" 442-600 2-ply 1/8"	412-700 2-ply 1/32" 422-700 2-ply 1/16" 442-700 2-ply 1/8"	412-560 2-ply 1/32" 422-560 2-ply 1/16" 442-560 2-ply 1/8"	412-200 2-ply 1/32" 422-200 2-ply 1/16" 442-200 2-ply 1/8"	412-400 2-ply 1/32" 422-400 2-ply 1/16" 442-400 2-ply 1/8"	411-100 1-ply 1/32" 422-100 1-ply 1/16" 442-100 1-ply 1/8"

## TECHNICAL SPECIFICATIONS

<b>Material</b> Laminated impact acrylic	<b>Sheet Size</b> 24-1/8" x 48-3/4" // 613mm x 1238mm	<b>Usage</b> Exterior signage Interior signage Personal identification Outdoor weatherable	<b>Capabilities</b> Back-lighting Drills Laser vector cuts Shears UV stable	Bevels Heat bendable Paint fill Silk screens UV-printable	Bonds Hot stamps Saws Thermal prints
<b>Finish</b> Gloss	<b>Engraving Depth</b> .012" // 0.30mm				



# ULTRA-MATTES *Reverse Engravable*



<b>Matte/Red</b>	<b>Matte/Dusty Rose</b>	<b>Matte/Ruby</b>	<b>Matte/Canyon</b>	<b>Matte/Orange</b>	<b>Matte/Yellow</b>	<b>Matte/Bright Green</b>	<b>Matte/Celadon Green</b>	<b>Matte/Hunter Green</b>
312-601 2-ply 1/32" 322-601 2-ply 1/16" 342-601 2-ply 1/8"	312-661 2-ply 1/32" 322-661 2-ply 1/16" 342-661 2-ply 1/8"	312-631 2-ply 1/32" 322-631 2-ply 1/16" 342-631 2-ply 1/8"	312-861 2-ply 1/32" 322-861 2-ply 1/16" 342-861 2-ply 1/8"	312-651 2-ply 1/32" 322-651 2-ply 1/16" 342-651 2-ply 1/8"	312-701 2-ply 1/32" 322-701 2-ply 1/16" 342-701 2-ply 1/8"	312-911 2-ply 1/32" 322-911 2-ply 1/16" 342-911 2-ply 1/8"	312-931 2-ply 1/32" 322-931 2-ply 1/16" 342-931 2-ply 1/8"	312-991 2-ply 1/32" 322-991 2-ply 1/16" 342-991 2-ply 1/8"
<b>Matte/Black Forest Green</b>	<b>Matte/Sea Grey</b>	<b>Matte/Teal</b>	<b>Matte/Ocean Blue</b>	<b>Matte/Blue</b>	<b>Matte/Sapphire</b>	<b>Matte/Blueberry</b>	<b>Matte/China Blue</b>	<b>Matte/Beige</b>
312-901 2-ply 1/32" 322-901 2-ply 1/16" 342-901 2-ply 1/8"	312-311 2-ply 1/32" 322-311 2-ply 1/16" 342-311 2-ply 1/8"	312-921 2-ply 1/32" 322-921 2-ply 1/16" 342-921 2-ply 1/8"	312-591 2-ply 1/32" 322-591 2-ply 1/16" 342-591 2-ply 1/8"	312-511 2-ply 1/32" 322-511 2-ply 1/16" 342-511 2-ply 1/8"	312-561 2-ply 1/32" 322-561 2-ply 1/16" 342-561 2-ply 1/8"	312-541 2-ply 1/32" 322-541 2-ply 1/16" 342-541 2-ply 1/8"	312-381 2-ply 1/32" 322-381 2-ply 1/16" 342-381 2-ply 1/8"	312-831 2-ply 1/32" 322-831 2-ply 1/16" 342-831 2-ply 1/8"
<b>Matte/Taupe</b>	<b>Matte/Cinder</b>	<b>Matte/Charcoal Grey</b>	<b>Matte/Dark Brown</b>	<b>Matte/Vintage Gold</b>	<b>Matte/Vintage Silver</b>	<b>Matte/Graphite</b>	<b>Matte/Black</b>	<b>Matte/White</b>
312-801 2-ply 1/32" 322-801 2-ply 1/16" 342-801 2-ply 1/8"	312-431 2-ply 1/32" 322-431 2-ply 1/16" 342-431 2-ply 1/8"	312-301 2-ply 1/32" 322-301 2-ply 1/16" 342-301 2-ply 1/8"	312-841 2-ply 1/32" 322-841 2-ply 1/16" 342-841 2-ply 1/8"	312-731 2-ply 1/32" 322-731 2-ply 1/16" 342-731 2-ply 1/8"	312-371 2-ply 1/32" 322-371 2-ply 1/16" 342-371 2-ply 1/8"	312-391 2-ply 1/32" 322-391 2-ply 1/16" 342-391 2-ply 1/8"	312-401 2-ply 1/32" 322-401 2-ply 1/16" 342-401 2-ply 1/8"	312-201 2-ply 1/32" 322-201 2-ply 1/16" 342-201 2-ply 1/8"
<b>Matte/Ash</b>	<b>Matte/Sandalwood</b>	<b>Matte/Parchment</b>	<b>Matte/Ivory</b>	<b>Matte/Cement</b>	<b>Matte/Driftwood</b>	<b>Matte/Clear</b>		
312-221 2-ply 1/32" 322-221 2-ply 1/16" 342-221 2-ply 1/8"	312-211 2-ply 1/32" 322-211 2-ply 1/16" 342-211 2-ply 1/8"	312-811 2-ply 1/32" 322-811 2-ply 1/16" 342-811 2-ply 1/8"	312-231 2-ply 1/32" 322-231 2-ply 1/16" 342-231 2-ply 1/8"	312-241 2-ply 1/32" 322-241 2-ply 1/16" 342-241 2-ply 1/8"	312-581 2-ply 1/32" 322-581 2-ply 1/16" 342-581 2-ply 1/8"	311-101 1-ply 1/32" 322-101 1-ply 1/16" 342-101 1-ply 1/8"		

## TECHNICAL SPECIFICATIONS

<b>Material</b> Laminated impact acrylic	<b>Sheet Size</b> 24-1/8" x 48-3/4" // 613mm x 1238mm	<b>Usage</b> ADA compliant Exterior signage Interior signage Personal identification Tactile signage	<b>Capabilities</b> Back-lighting Braille-engravable Heat bendable Laser vector cuts Saws
<b>Finish</b> Matte non-glare	<b>Engraving Depth</b> .012" // 0.30mm		Bevels Drills Hot stamps Outdoor weatherable Screen prints Bonds Embosses Ink prints Paint fill UV stable

# SAFE-T-MARK™



<b>Red/White</b>	<b>Vibrant Orange/Black</b>	<b>Yellow/Black</b>	<b>Bright Green/White</b>	<b>Blue/White</b>	<b>White/Black</b>	<b>Grey/White</b>	<b>Grey/Black</b>	<b>Black/White</b>
FR222-602 2-ply 1/16" FR223-602 3-ply 1/16"	FR222-624 2-ply 1/16" FR223-624 3-ply 1/16"	FR222-744 2-ply 1/16" FR223-744 3-ply 1/16"	FR222-932 2-ply 1/16" FR223-932 3-ply 1/16"	FR222-512 2-ply 1/16" FR223-512 3-ply 1/16"	FR222-204 2-ply 1/16" FR223-204 3-ply 1/16"	FR222-312 2-ply 1/16" FR223-312 3-ply 1/16"	FR222-314 2-ply 1/16" FR223-314 3-ply 1/16"	FR222-402 2-ply 1/16" FR223-402 3-ply 1/16"

## TECHNICAL SPECIFICATIONS

Fabrication friendly alternative to traditional phenolic materials for indoor applications. Electrically non-conductive, insulative, fire retardant, non-flammable.

<b>Material</b> Fire retardant functional polymer	<b>Sheet Size</b> 24-1/8" x 48-3/4" // 613mm x 1238mm	<b>Usage</b> Control panels Equipment id tags Safety signage Electrically non-conductive Non-flammable	Electrical tags Industrial tags Fire retardant Insulative	<b>Capabilities</b> Bevels Drills Hot stamps Saws Screen prints
<b>Finish</b> Matte non-glare	<b>Engraving Depth</b> .003" // 0.08mm		Bonds Heat bendable Permits fine detail engraving Scores Shears	

# HEAVY WEIGHTS™



<b>Red/White/Red</b>	<b>Red/Black/Red</b>	<b>Blue/White/Blue</b>	<b>White/Blue/White</b>	<b>Black/White/Black</b>	<b>White/Black/White</b>	<b>Tan/Green/Tan</b>	<b>Green/Tan/Green</b>	<b>Brown/White/Brown</b>
HW853-602 3-ply 1/4" HW873-602 3-ply 1/2"	HW853-604 3-ply 1/4" HW873-604 3-ply 1/2"	HW853-512 3-ply 1/4" HW873-512 3-ply 1/2"	HW853-205 3-ply 1/4" HW873-205 3-ply 1/2"	HW853-402 3-ply 1/4" HW873-402 3-ply 1/2"	HW853-204 3-ply 1/4" HW873-204 3-ply 1/2"	HW853-797 3-ply 1/4" HW873-797 3-ply 1/2"	HW853-908 3-ply 1/4" HW873-908 3-ply 1/2"	HW853-802 3-ply 1/4" HW873-802 3-ply 1/2"

<b>Green/White/Green</b>	<b>Yellow/Black/Yellow</b>
HW853-902 3-ply 1/4" HW873-902 3-ply 1/2"	HW853-704 3-ply 1/4" HW873-704 3-ply 1/2"

## TECHNICAL SPECIFICATIONS

<b>Material</b> High-density polyethylene	<b>Sheet Size</b> 24" x 48" // 610mm x 1219mm	<b>Usage</b> Architectural signage Exterior signage Interior signage Recreational signage Outdoor Weatherable	<b>Capabilities</b> Drills Hot stamps Saws UV Stable
<b>Finish</b> Textured	<b>Engraving Depth</b> 1/4" = .030" // 0.8mm 1/2" = .060" // 1.5mm		

# SATINS



<b>Red/White</b>	<b>Red/Black</b>	<b>Red/Yellow</b>	<b>Burgundy/White</b>	<b>Orange/White</b>	<b>Orange/Black</b>	<b>Yellow/Black</b>	<b>Yellow/Red</b>	<b>Yellow/Blue</b>
112-602 2-ply 1/32" 122-602 2-ply 1/16" 123-602 3-ply 1/16" 132-602 2-ply 3/32" 143-602 3-ply 1/8"	122-604 2-ply 1/16" 143-604 3-ply 1/8"	122-607 2-ply 1/16" 143-607 3-ply 1/8"	122-622 2-ply 1/16" 143-622 3-ply 1/8"	122-612 2-ply 1/16" 143-612 3-ply 1/8"	122-614 2-ply 1/16" 143-614 3-ply 1/8"	112-704 2-ply 1/32" 122-704 2-ply 1/16" 123-704 3-ply 1/16" 132-704 2-ply 3/32" 143-704 3-ply 1/8"	122-706 2-ply 1/16" 143-706 3-ply 1/8"	122-705 2-ply 1/16" 143-705 3-ply 1/8"

<b>Bright Green/White</b>	<b>Green/White</b>	<b>Pine Green/White</b>	<b>Aqua/White</b>	<b>Blue/White</b>	<b>Blue/Yellow</b>	<b>Blue/Silver</b>	<b>Navy Blue/White</b>	<b>Air Force Blue/White</b>
112-932 2-ply 1/32" 122-932 2-ply 1/16" 123-932 3-ply 1/16" 132-932 2-ply 3/32" 143-932 3-ply 1/8"	122-902 2-ply 1/16" 143-902 3-ply 1/8"	122-912 2-ply 1/16" 143-912 3-ply 1/8"	122-942 2-ply 1/16" 143-942 3-ply 1/8"	112-512 2-ply 1/32" 122-512 2-ply 1/16" 123-512 3-ply 1/16" 132-512 2-ply 3/32" 143-512 3-ply 1/8"	122-517 2-ply 1/16" 143-517 3-ply 1/8"	122-533 2-ply 1/16"	122-552 2-ply 1/16" 143-552 3-ply 1/8"	122-532 2-ply 1/16" 143-532 3-ply 1/8"

<b>Metallic Blue/White</b>	<b>Purple/White</b>	<b>Almond/Black</b>	<b>Ivory/Dark Brown</b>	<b>Beige/Dark Brown</b>	<b>Beige/White</b>	<b>Med. Brown/White</b>	<b>Dark Brown/White</b>	<b>White/Red</b>
122-542 2-ply 1/16" 143-542 3-ply 1/8"	122-582 2-ply 1/16" 143-582 3-ply 1/8"	122-854 2-ply 1/16" 143-854 3-ply 1/8"	122-228 2-ply 1/16" 143-228 3-ply 1/8"	122-838 2-ply 1/16" 143-838 3-ply 1/8"	122-832 2-ply 1/16" 143-832 3-ply 1/8"	122-822 2-ply 1/16" 143-822 3-ply 1/8"	122-842 2-ply 1/16" 143-842 3-ply 1/8"	122-206 2-ply 1/16" 143-206 3-ply 1/8"

<b>Polar White/Red</b>	<b>White/Orange</b>	<b>White/Bright Green</b>	<b>Polar White/Bright Green</b>	<b>White/Pine Green</b>	<b>White/Blue</b>	<b>Polar White/Blue</b>	<b>White/Dark Brown</b>	<b>White/Black</b>
122-246 2-ply 1/16"	122-216 2-ply 1/16" 143-216 3-ply 1/8"	122-209 2-ply 1/16" 143-209 3-ply 1/8"	122-239 2-ply 1/16"	122-269 2-ply 1/16" 143-269 3-ply 1/8"	122-205 2-ply 1/16" 143-205 3-ply 1/8"	122-235 2-ply 1/16"	122-208 2-ply 1/16" 143-208 3-ply 1/8"	112-204 2-ply 1/32" 122-204 2-ply 1/16" 123-204 3-ply 1/16" 132-204 2-ply 3/32" 143-204 3-ply 1/8"

<b>Polar White/Black</b>	<b>Metallic Grey/White</b>	<b>Battleship Grey/White</b>	<b>Grey/White</b>	<b>Grey/Black</b>	<b>Black/White</b>	<b>Black/Bright White</b>	<b>Black/Red</b>	<b>Black/Yellow</b>
122-234 2-ply 1/16" 143-234 3-ply 1/8"	122-312 2-ply 1/16" 143-312 3-ply 1/8"	122-362 2-ply 1/16" 143-362 3-ply 1/8"	122-302 2-ply 1/16" 143-302 3-ply 1/8"	122-304 2-ply 1/16" 143-304 3-ply 1/8"	112-402 2-ply 1/32" 122-402 2-ply 1/16" 132-402 2-ply 3/32" 143-402 3-ply 1/8"	122-412 2-ply 1/16" 143-412 3-ply 1/8"	122-406 2-ply 1/16" 143-406 3-ply 1/8"	122-407 2-ply 1/16" 143-407 3-ply 1/8"

<b>Black/Gold</b>	<b>Black/Silver</b>
122-417 2-ply 1/16" 143-417 3-ply 1/8"	122-423 2-ply 1/16" 143-423 3-ply 1/8"

TECHNICAL SPECIFICATIONS			
<b>Material</b> Acrylic cap, ABS core	<b>Sheet Size</b> 24-1/8" x 48-3/4" // 613mm x 1238mm	<b>Usage</b> Interior signage Personal identification	<b>Capabilities</b> Bevels Drills Hot stamps Scores Shears
<b>Finish</b> Brushed	<b>Engraving Depth</b> .012" // 0.30mm		Bonds Heat bendable Saws Screen prints Thermal prints

# NOMARK® PLUS & STANDARD METALS



<b>Deep Bronze/Black</b>	<b>Br. Gold/Black</b>	<b>European Gold/Black</b>	<b>Smooth Gold/Black</b>	<b>Br. Aluminum/Black</b>	<b>Br. Silver/Black</b>	<b>Smooth Silver/Black</b>
Standard: 512-884 2-ply 1/32" 522-884 2-ply 1/16" NoMark® Plus: 522-8840+ 2-ply 1/16"	Standard: 512-734 2-ply 1/32" 522-734 2-ply 1/16" NoMark® Plus: 522-7340+ 2-ply 1/16"	Standard: 512-754 2-ply 1/32" 522-754 2-ply 1/16" NoMark® Plus: 522-7540+ 2-ply 1/16"	Standard: 512-714 2-ply 1/32" 522-714 2-ply 1/16" NoMark® Plus: 522-7140+ 2-ply 1/16"	Standard: 512-354 2-ply 1/32" 522-354 2-ply 1/16" NoMark® Plus: 522-3540+ 2-ply 1/16"	Standard: 512-334 2-ply 1/32" 522-334 2-ply 1/16" NoMark® Plus: 522-3340+ 2-ply 1/16"	Standard: 512-344 2-ply 1/32" 522-344 2-ply 1/16" NoMark® Plus: 522-3440+ 2-ply 1/16"

TECHNICAL SPECIFICATIONS			
NoMark® Plus is a clear acrylic protective coating to minimize finger prints, scratches and mars.			
<b>Material</b> Microsurfaced ABS	<b>Sheet Size</b> 24-1/8" x 48-3/4" // 613mm x 1238mm	<b>Usage</b> Interior signage Personal identification Trophies, awards & plaques	<b>Capabilities</b> Bevels Heat bendable Saws Silk screens
<b>Finish</b> Brushed metal	<b>Engraving Depth</b> .003" // 0.08mm		Bonds Hot stamps Scores Drills Permits fine detail engraving Shears

◆ Not recommended for harsh or high humidity indoor or outdoor applications.

# MESSAGE BOARD NEW



<b>Dry Erase Bright White</b>	<b>Dry Erase Black</b>	<b>Chalkboard Pine Green</b>	<b>Chalkboard Bright White</b>	<b>Chalkboard Black</b>
DE421204 1-ply 1/16" DE441204 1-ply 1/8"	DE421401 1-ply 1/16" DE441401 1-ply 1/8"	CB321902 1-ply 1/16" CB341902 1-ply 1/8"	CB321204 1-ply 1/16" CB341204 1-ply 1/8"	CB321401 1-ply 1/16" CB341401 1-ply 1/8"

TECHNICAL SPECIFICATIONS				
<b>Material</b> Single-ply modified acrylic  <b>Finish</b> Chalkboard - Micro texture Dry Erase - High Gloss	<b>Sheet Size</b> 24-1/8" x 48-3/4" // 613mm x 1238mm	<b>Usage</b> Craft and artistry projects Exterior signage Interior signage Novelty Signage component or substrate	<b>Capabilities</b> Bevels Heat bendable Outdoor weatherable Screen prints UV stable	Bonds Hot stamps Saws Shears UV-printable  Drills Laser vector cuts Scores Thermal prints

# REFLEXIONS



<b>Silver Mirror</b>	<b>Ice Silver Mirror</b>	<b>Platinum Mirror</b>	<b>Carbon Mirror</b>	<b>Bronze Mirror</b>	<b>Gold Mirror</b>
RM942-340 2-ply 1/8"	RM942-341 2-ply 1/8"	RM942-351 2-ply 1/8"	RM942-300 2-ply 1/8"	RM942-870 2-ply 1/8"	RM942-730 2-ply 1/8"

TECHNICAL SPECIFICATIONS				
Cast acrylics have thickness variations that may present difficulties in applications where thickness tolerance is important (i.e. fitting into extrusions, thermoforming applications where walls must maintain uniform thickness and assembly of complex structures). Check gauge when non-contact engraving takes place, and to periodically re-check focal lengths when laser engraving. Multiple passes may be required when laser engraving certain gauges.				
<b>Material</b> Cell cast acrylic (PMMA)  <b>Finish</b> Frosted matte non-glare (1 side) Mirrored (1 side)	<b>Sheet Size</b> 24" x 48" +1875" -0" // 610mm x 1219mm  <b>Engraving Depth</b> .012" // 0.30mm	<b>Usage</b> Craft and artistry projects Exterior signage Interior signage Permits fine detail engraving Signage component or substrate UV stable	<b>Capabilities</b> Back-lighting Drills Saws Thermal prints	Bevels Hot stamps Scores  Bonds Paint fill Screen prints

# LUCENT NEW



<b>Translucent Smoke</b>	<b>Translucent Green</b>	<b>Translucent Blue</b>	<b>Translucent Pink</b>	<b>Translucent Orange</b>	<b>Translucent Yellow</b>	<b>Translucent Clear</b>
LC342-025 1-ply .025"	LC999-025 1-ply .025"	LC599-025 1-ply .025"	LC679-025 1-ply .025"	LC669-025 1-ply .025"	LC729-025 1-ply .025"	LC101-025 1-ply .025"

TECHNICAL SPECIFICATIONS				
Masked on both sides for handling purposes. Rowmark branded masking is applied to the backside and a clear mask on matted surface side to protect the sheet during shipping and handling.				
<b>Material</b> Single-ply modified acrylic  <b>Finish</b> Matte non-glare	<b>Sheet Size</b> 24-1/8" x 48-3/4" // 613mm x 1238mm	<b>Usage</b> Craft and artistry projects Engineering templates Interior signage Patterns Scrapbooking	Educational aids Exterior signage Painting stencils Rulers Templates or stencils	<b>Capabilities</b> Back-lighting Laser vector cuts Rotary vector cuts Scores UV-printable  Drills Pad prints Saws Screen prints

# PRINTMARK<sup>®</sup> Laserable & Rotary Products



<b>White</b>	<b>Black</b>	<b>White/ Black</b>	<b>Black/ White</b>	<b>White/ Red</b>	<b>White/ Blue</b>	<b>Br. Aluminum/ Black</b>	<b>Br. Silver/ Black</b>	<b>Br. European Gold/Black</b>
PM921-222 1-ply 1/16"	PM921-444 1-ply 1/16"	PM922-204 2-ply 1/16"	PM922-402 2-ply 1/16"	PM922-206 2-ply 1/16"	PM922-205 2-ply 1/16"	PM922-354 2-ply 1/16"	PM922-334 2-ply 1/16"	PM922-754 2-ply 1/16"
PM231-010 1-ply 1/16"	PM431-007 1-ply 1/16"	PM922-234 2-ply 1/16"						
<b>Br. Gold/ Black</b>								
PM922-734 2-ply 1/16"								

## Rotary Only Products



<b>Polar White/ Black</b>	<b>Polar White/ Blue</b>	<b>Polar White/ Red</b>	<b>Polar White/ Green</b>	<b>Black/ White</b>	<b>Blue/ White</b>	<b>Red/ White</b>	<b>Almond/ Black</b>	<b>White</b>
PM122-234 2-ply 1/16"	PM122-235 2-ply 1/16"	PM122-246 2-ply 1/16"	PM122-239 2-ply 1/16"	PM122-402 2-ply 1/16"	PM122-512 2-ply 1/16"	PM122-602 2-ply 1/16"	PM122-854 2-ply 1/16"	PM123-222 1-ply 1/16"

TECHNICAL SPECIFICATIONS		
<b>Material</b> Microsurfaced impact acrylic Laminated impact acrylic  <b>Finish</b> Brushed • Matte • Gloss	<b>Sheet Size</b> 24.125" x 48.75" // 613mm x 1245mm	<b>Usage</b> Personal identification Signage or award component Craft and artistry projects Architectural signage
<b>Capabilities</b> Laser (vector cuts) Rotary Indoor Printable		Bevels Saw cutting Drills Shears

# COLORHUES™ & COLORHUES<sup>EFX</sup>

NEW



 <b>Flamingo*</b> Translucent ● CH341-690 1-ply 1/8"	 <b>Lemon Zest*</b> Translucent ● CH341-700 1-ply 1/8"	 <b>Citron*</b> Translucent ● CH341-720 1-ply 1/8"	 <b>Ice Blue*</b> Translucent ● CH341-500 1-ply 1/8"	 <b>Glass Green*</b> Translucent CH341-900 1-ply 1/8"	 <b>Clear*</b> Translucent CH341-100 1-ply 1/8" CH351-100 1-ply 1/4"	 <b>Clear Matte</b> Translucent CH341-101 1-ply 1/8" CH351-101 1-ply 1/4"
 <b>Poppy</b> Translucent CH341-601 1-ply 1/8"	 <b>Passion Fruit</b> Translucent CH341-621 1-ply 1/8"	 <b>Cherry Blossom</b> Translucent CH341-611 1-ply 1/8"	 <b>Phantom</b> Translucent CH341-211 1-ply 1/8" CH351-211 1-ply 1/4"	 <b>Daffodil</b> Translucent CH341-721 1-ply 1/8"	 <b>Citrus</b> Translucent CH341-701 1-ply 1/8"	 <b>Kiwi</b> Translucent CH341-931 1-ply 1/8"
 <b>Caribbean</b> Translucent CH341-921 1-ply 1/8"	 <b>Pacific</b> Translucent CH341-551 1-ply 1/8"	 <b>Wedgewood</b> Translucent CH341-541 1-ply 1/8"	 <b>Glacier</b> Translucent CH341-521 1-ply 1/8"	 <b>Wisteria</b> Translucent CH341-581 1-ply 1/8"	 <b>Smoke</b> Translucent CH341-441 1-ply 1/8"	 <b>Scarlet</b> Opaque CH341-631 1-ply 1/8"
 <b>Mango</b> Opaque CH341-651 1-ply 1/8"	 <b>Citronella</b> Opaque CH341-791 1-ply 1/8"	 <b>Cobalt</b> Opaque CH341-501 1-ply 1/8" CH351-501 1-ply 1/4"	 <b>Luxe Blue</b> Opaque CH341-571 1-ply 1/8"	 <b>Storm Grey</b> Opaque CH341-301 1-ply 1/8"	 <b>Bisque</b> Opaque CH341-831 1-ply 1/8"	 <b>White</b> Opaque CH341-201 1-ply 1/8" CH351-201 1-ply 1/4"
 <b>Black</b> Opaque CH341-401 1-ply 1/8" CH351-401 1-ply 1/4"	 <b>Black/Flamingo</b> EFX CH342-496 2-ply 1/8"	 <b>Black/Lemon Zest</b> EFX CH342-407 2-ply 1/8"	 <b>Black/Citron</b> EFX CH342-427 2-ply 1/8"	 <b>Black/Poppy</b> EFX CH342-406 2-ply 1/8"	 <b>Black/Passion Fruit</b> EFX CH342-426 2-ply 1/8"	 <b>Black/Daffodil</b> EFX CH342-417 2-ply 1/8"
 <b>Black/Kiwi</b> EFX CH342-439 2-ply 1/8"	 <b>Black/Pacific</b> EFX CH342-455 2-ply 1/8"					

## TECHNICAL SPECIFICATIONS

Cast acrylics have thickness variations that may present difficulties in applications where thickness tolerance is important (i.e. fitting into extrusions, thermforming applications where walls must maintain uniform thickness and assembly of complex structures). Check gauge when non-contact engraving takes place, and to periodically re-check focal lengths when laser engraving. Multiple passes may be required when laser engraving certain gauges.

**Material**  
Cell cast acrylic (PMMA)

**Finish**  
Matte non-glare (1 side)  
Gloss (1 side)  
\*Gloss both sides  
● Edge Glow

**Sheet Size**  
24-1/8" x 48-3/4" +/- 0, -.125" //  
613mm x 1238mm

**Engraving Depth**  
ColorHues N/A (Single ply)  
EFX .003" // .08mm

**Gauge**  
1/8" +/- 0.016" // 0.4mm  
1/4" +/- .032" // 0.8mm

**Usage ColorHues**  
Craft and artistry projects  
Interior/exterior signage  
Signage component or substrate  
Tactile signage

**Usage EFX**  
Interior signage  
Restaurant/pub signage & displays  
Retail environments  
Illuminated wayfinding & directories  
Point-of-purchase

**Capabilities ColorHues**  
Back-lighting Bevels Bonds  
Braille-engravable Drills Heat bendable  
Hot stamps Laser vector cuts Paint fill  
Permits fine detail engraving Saws  
Scores Screen prints UV stable  
UV-printable

**Capabilities EFX**  
Scores Laser Vector Cuts Saws  
Drills Bevels Heat Bendable  
Screen Prints Hot Stamps Bonds  
Fine Detail UV Stable Paintfill  
Back-lighting Braille-engravable

## FIBERGRAVE™ NEW



FX301-201 1-ply .020"  
FX391-201 1-ply .040"



FX301-401 1-ply .020"  
FX391-401 1-ply .040"

## TECHNICAL SPECIFICATIONS

**Material**  
Single-ply modified Acrylic

**Finish**  
Matte (1 side)

**Sheet Size**  
24 1/8" x 48 3/4" //  
613mm x 1238 mm

**Engraving Depth**  
0.0mm (surface ablation)

**Usage**  
Traceability  
Tags  
Name plates  
Identifies  
Utility markers  
Livestock tagging  
Signage  
Control panels  
Micromarking  
QR/Data matrix readable  
Barcode readable

**Capabilities**  
Marking on the fly  
Fiber laser contrasting mark  
Multi-shade fiber laser marking  
CO2 vector cut  
Heat bendable/formable  
Fine detail  
Flexible  
Saws  
Shears  
Drills  
Bonds  
Scores  
UV-Stable






# NATURAL WOOD MATERIALS

## HARDWOOD COLLECTION™

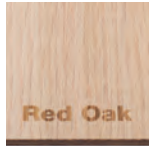
NEW



RW1224-125CHE 1/8"  
RW1824-125CHE 1/8"  
RW1224-250CHE 1/4"  
RW1824-250CHE 1/4"



RW1224-125MAP 1/8"  
RW1824-125MAP 1/8"  
RW1224-250MAP 1/4"  
RW1824-250MAP 1/4"



RW1224-125OAK 1/8"  
RW1824-125OAK 1/8"  
RW1224-250OAK 1/4"  
RW1824-250OAK 1/4"




RW1224-125WAL 1/8"  
RW1824-125WAL 1/8"  
RW1224-250WAL 1/4"  
RW1824-250WAL 1/4"




RW1224-125MAH 1/8"  
RW1824-125MAH 1/8"  
RW1224-250MAH 1/4"  
RW1824-250MAH 1/4"



RW1224-125CED 1/8"  
RW1824-125CED 1/8"  
RW1224-250CED 1/4"  
RW1824-250CED 1/4"



RW1224-125SAS 1/8"  
RW1824-125SAS 1/8"  
RW1224-250SAS 1/4"  
RW1824-250SAS 1/4"



RW1224-125BAM 1/8"  
RW1824-125BAM 1/8"  
RW1224-250BAM 1/4"  
RW1824-250BAM 1/4"



RW1224-125ALD 1/8"  
RW1824-125ALD 1/8"  
RW1224-250ALD 1/4"  
RW1824-250ALD 1/4"

### TECHNICAL SPECIFICATIONS

Cedar contains naturally occurring exposed knots and grain patterns that will vary from sheet to sheet.

#### Material

Hardwood layered veneers

#### Finish

Natural/Unfinished

#### Sheet Size

12" x 24" // 305mm x 610mm  
18" x 24" // 457mm x 610mm

#### Engraving Depth

N/A

#### Usage

Architectural models  
Catalog/book covers  
Craft and artistry projects  
Key fobs  
Picture frames  
Promotional items

Business cards  
Coasters  
Interior signage  
Ornaments  
Plaques  
Signage component

#### Capabilities


Bonds  
Hot stamps  
Paint fill  
Screen prints  
UV-printable  
Drills  
Laser vector cuts  
Saws  
Shears

## COLORSHOP WOODS™

NEW




CW1212-125BLJ 1/8"  
CW1224-125BLJ 1/8"



CW1212-125PLM 1/8"  
CW1224-125PLM 1/8"



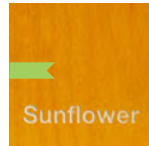
CW1212-125BLS 1/8"  
CW1224-125BLS 1/8"



CW1212-125CAR 1/8"  
CW1224-125CAR 1/8"



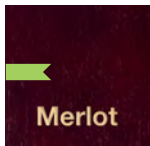
CW1212-125CLM 1/8"  
CW1224-125CLM 1/8"



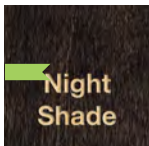
CW1212-125SUN 1/8"  
CW1224-125SUN 1/8"




CW1212-125SAG 1/8"  
CW1224-125SAG 1/8"



CW1212-125MER 1/8"  
CW1224-125MER 1/8"




CW1212-125NTS 1/8"  
CW1224-125NTS 1/8"



CW1212-125RAV 1/8"  
CW1224-125RAV 1/8"




CW1212-125WHE 1/8"  
CW1224-125WHE 1/8"




CW1212-125DNG 1/8"  
CW1224-125DNG 1/8"




CW1212-125MSG 1/8"  
CW1224-125MSG 1/8"




CW1212-125GRG 1/8"  
CW1224-125GRG 1/8"




CW1212-125RSG 1/8"  
CW1224-125RSG 1/8"



CW1212-125CDG 1/8"  
CW1224-125CDG 1/8"



CW1212-125MOG 1/8"  
CW1224-125MOG 1/8"



CW1212-125DTG 1/8"  
CW1224-125DTG 1/8"



CW1212-125WWG 1/8"  
CW1224-125WWG 1/8"



CW1212-125GPG 1/8"  
CW1224-125GPG 1/8"

### TECHNICAL SPECIFICATIONS

This product is masked on both sides. As with any natural wood product, there may be slight color variations from sheet to sheet and lot to lot. Actual milled sheet size is 11-7/8" x 23-3/16" and 11-7/8" x 11-7/8" with a 1/16" tolerance.

#### Material

Hardwood layered veneers

#### Finish

Satin Wood Finish  
Grain Wood Finish ▲

#### Sheet Size

12" x 12" +.0" -.125" // 305mm x 305mm  
12" x 24" +.0" -.125" // 305mm x 610mm

#### Engraving Depth

.005" // 0.13mm

#### Usage

Interior signage  
Craft and artistry projects  
Signage component or substrate

#### Capabilities

Bonds  
Hot stamps  
Paint fill  
Screen prints  
Drills  
Laser vector cuts  
Saws  
UV-printable





ColorShop Woods™  
Assorted



ColorShop Woods™  
Raven & Blue Jay



Hardwood Collection™  
Assorted



ColorShop Woods™  
Merlot



Hardwood Collection™  
Red Alder

## Natural Wood Materials from Rowmark

With nearly 30 real-wood finishes for both laser and rotary engraving, Rowmark offers you a complete line of unique wood products.

*Available through Authorized Rowmark Distributors Worldwide*

**Rowmark**  
Simply Rowmarkable since 1987

877.rowmark /// rowmark.com

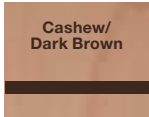


# LASER & ROTARY ENGRAVING MATERIALS

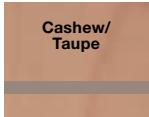
## LASERMAX® NEW



 Crimson/ White LM912-602 2-ply 1/32" LM922-602 2-ply 1/16" LM942-602 2-ply 1/8" LM943-602 3-ply 1/8"	 Crimson/ Black LM922-604 2-ply 1/16"	 Crimson/ Yellow LM922-607 2-ply 1/16"	 Claret/ White LM922-622 2-ply 1/16"	 Ribbon Pink/ White LM922-662 2-ply 1/16"	 Ribbon Pink/ Black LM922-664 2-ply 1/16"	 Tangerine/ White LM922-612 2-ply 1/16"
 Vibrant Orange/Black LM922-624 2-ply 1/16"	 Canary/ Black LM912-704 2-ply 1/32" LM922-704 2-ply 1/16" LM942-704 2-ply 1/8" LM943-704 3-ply 1/8"	 Canary/ Crimson LM922-706 2-ply 1/16"	 Kelley Green/ White LM912-932 2-ply 1/32" LM922-932 2-ply 1/16" LM942-932 2-ply 1/8"	 Kelley Green/ Black LM922-934 2-ply 1/16"	 Celadon Green/ White LM922-972 2-ply 1/16"	 Evergreen/ White LM912-912 2-ply 1/32" LM922-912 2-ply 1/16" LM942-912 2-ply 1/8"
 Sky Blue/ White LM912-512 2-ply 1/32" LM922-512 2-ply 1/16" LM942-512 2-ply 1/8" LM943-512 3-ply 1/8"	 Sky Blue/ Yellow LM922-517 2-ply 1/16"	 Sapphire/ White LM922-502 2-ply 1/16"	 Light Blue/ White LM922-562 2-ply 1/16"	 Patriot Blue/ White LM922-552 2-ply 1/16"	 China Blue/ White LM922-382 2-ply 1/16"	 Purple/ White LM922-582 2-ply 1/16"
 White/ Crimson LM922-206 2-ply 1/16"	 White/ Burgundy LM922-226 2-ply 1/16"	 White/ Sky Blue LM922-205 2-ply 1/16"	 White/ Bright Green LM922-209 2-ply 1/16"	 White/ Pine Green LM922-269 2-ply 1/16"	 White/ Black LM912-204 2-ply 1/32" LM922-204 2-ply 1/16" LM942-204 2-ply 1/8" LM943-204 3-ply 1/8"	 Ivory/ Dark Brown LM922-228 2-ply 1/16"
 Almond/ Black LM922-854 2-ply 1/16"	 Light Grey/ Burgundy LM922-326 2-ply 1/16"	 Light Grey/ Marine Blue LM922-325 2-ply 1/16"	 Light Grey/ Black LM922-324 2-ply 1/16"	 Smoke Grey/ White LM922-312 2-ply 1/16"	 Med. Brown/ White LM922-822 2-ply 1/16"	 Dark Brown/ White LM922-842 2-ply 1/16"
 Black/ White LM912-402 2-ply 1/32" LM922-402 2-ply 1/16" LM942-402 2-ply 1/8" LM943-402 3-ply 1/8"	 Gloss Black/ White LM922-422 2-ply 1/16"	 Black/ Red LM922-406 2-ply 1/16"	 Black/ Yellow LM922-407 2-ply 1/16"	 Black/ Gold LM922-417 2-ply 1/16"	 Gloss Black/ Gold LM922-427 2-ply 1/16"	 Black/ Silver LM922-413 2-ply 1/16"
 Celestial Blue/ Gold LM922-577 2-ply 1/16"	 Harbor Grey/ White LM922-362 2-ply 1/16"	 Port Wine/ Gold LM922-677 2-ply 1/16"	 Verde/ Gold LM922-937 2-ply 1/16"	 Deep Bronze/ Black LM922-884 2-ply 1/16"	 Brushed Bronze/Black LM922-874 2-ply 1/16"	 Brushed Bronze/White LM922-872 2-ply 1/16"
 Rose Gold/ Black LM922-684 2-ply 1/16"	 Brushed Gold/ Black LM912-734 2-ply 1/32" LM922-734 2-ply 1/16" LM942-734 2-ply 1/8"	 European Gold/ Black LM912-754 2-ply 1/32" LM922-754 2-ply 1/16" LM942-754 2-ply 1/8"	 Smooth Gold/ Black LM912-714 2-ply 1/32" LM922-714 2-ply 1/16" LM942-714 2-ply 1/8"	 Br. Aluminum/ Black LM912-354 2-ply 1/32" LM922-354 2-ply 1/16" LM942-354 2-ply 1/8"	 Brushed Silver/Black LM912-334 2-ply 1/32" LM922-334 2-ply 1/16" LM942-334 2-ply 1/8"	 Smooth Silver/ Black LM912-344 2-ply 1/32" LM922-344 2-ply 1/16" LM942-344 2-ply 1/8"
 Digicam Std. Issue/White LM922-982 2-ply 1/16"	 Digicam Green/ White LM922-922 2-ply 1/16"	 Digicam Desert Storm/Black LM922-844 2-ply 1/16"	 Digicam Pink/ Black LM922-694 2-ply 1/16"	 Digicam Air Force Blue/White LM922-532 2-ply 1/16"	 Digicam Navy/ White LM922-592 2-ply 1/16"	 Digicam Special Ops/White LM922-372 2-ply 1/16"



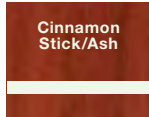
LM922-188 2-ply 1/16"



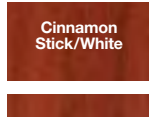
LM922-138 2-ply 1/16"



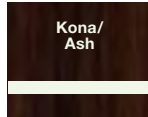
LM922-134 2-ply 1/16"



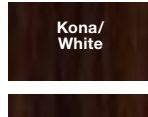
LM922-022 2-ply 1/16"



LM922-222 2-ply 1/16"



LM922-082 2-ply 1/16"



LM922-012 2-ply 1/16"

### TECHNICAL SPECIFICATIONS

\*Some LaserMax® foils are not recommended for applications in which UV stability is a requirement.

\*LaserMax® metals are available with NoMark® Plus finish by adding "0+" to the end of the item code.

#### Material

Microsurfaced impact acrylic

#### Finish

Matte non-glare  
Brushed metal  
Patterned  
Gloss ■

#### Sheet Size

24-1/8" x 48-3/4" // 613mm x 1238mm  
Port Wine & Harbor Grey\*  
23-1/2" x 49" // 597mm x 1245mm  
Kona/Ash & Kona/White\*  
23-5/8" x 49" // 600mm x 1245mm

#### Engraving Depth

.003" // 0.08mm

#### Usage

Interior/exterior signage  
Personal identification  
Trophies, awards & plaques

#### Capabilities

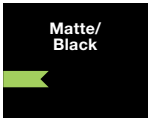
Bevels  
Heat bendable  
Permits fine detail engraving  
Scores  
Silk screens  
Bonds  
Hot stamps  
Screen prints  
UV stable  
Drills  
Laser vector cuts  
Saws  
Shears  
UV-printable

◆ Not recommended for harsh or high humidity indoor or outdoor applications.

## LASERMAX® REVERSE LIGHT BLOCKERS NEW



LM922-341 2-ply 1/16"



LM922-401 2-ply 1/16"



LM922-841 2-ply 1/16"



LM922-201 2-ply 1/16"



LM922-301 2-ply 1/16"



LM922-511 2-ply 1/16"



LM922-601 2-ply 1/16"



LM922-701 2-ply 1/16"



LM922-351 2-ply 1/16"



LM922-361 2-ply 1/16"



LM922-881 2-ply 1/16"



LM922-861 2-ply 1/16"



LM922-761 2-ply 1/16"

### TECHNICAL SPECIFICATIONS

#### Material

Microsurfaced impact acrylic for reverse engraving

#### Finish

Matte non-glare  
Gloss available upon request

#### Sheet Size

24-1/8" x 48-3/4" // 613mm x 1238mm

#### Engraving Depth

.003" // 0.08mm

#### Usage

Interior signs  
Exterior signs  
ADA compliant/tactile signs  
Safety signs  
Badges  
Control panels

#### Capabilities

Laser vector cuts  
Screen prints  
Fine detail  
Back-lighting  
Saws  
Bevels  
Bonds  
Hot-Stamp  
UV Stable  
Shears  
Drills  
Heat bendable/formable  
Paint/color-fill  
UV print receptive

## METALGRAPH PLUS®



MP912-314 2-ply 1/32"  
MP922-314 2-ply 1/16"  
MP942-314 2-ply 1/8"



MP912-864 2-ply 1/32"  
MP922-864 2-ply 1/16"  
MP942-864 2-ply 1/8"



MP912-764 2-ply 1/32"  
MP922-764 2-ply 1/16"  
MP942-764 2-ply 1/8"



MP912-364 2-ply 1/32"  
MP922-364 2-ply 1/16"  
MP942-364 2-ply 1/8"



MP912-316 2-ply 1/32"  
MP922-316 2-ply 1/16"  
MP942-316 2-ply 1/8"



MP912-315 2-ply 1/32"  
MP922-315 2-ply 1/16"  
MP942-315 2-ply 1/8"



MP912-766 2-ply 1/32"  
MP922-766 2-ply 1/16"  
MP942-766 2-ply 1/8"



MP912-765 2-ply 1/32"  
MP922-765 2-ply 1/16"  
MP942-765 2-ply 1/8"



MP922-767 2-ply 1/16"  
MP942-767 2-ply 1/8"



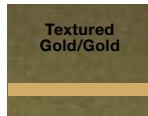
MP922-313 2-ply 1/16"  
MP942-313 2-ply 1/8"



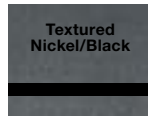
MP822-864 2-ply 1/16"



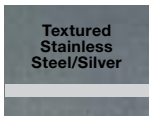
MP822-764 2-ply 1/16"



MP822-767 2-ply 1/16"



MP822-364 2-ply 1/16"



MP822-313 2-ply 1/16"

### TECHNICAL SPECIFICATIONS

#### Material

Microsurfaced impact acrylic

#### Finish

Brushed metal  
Textured

#### Sheet Size

24-1/8" x 48-3/4" // 613mm x 1238mm

#### Engraving Depth

.003" // 0.08mm

#### Usage



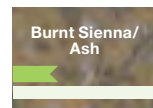
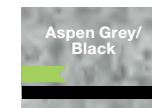



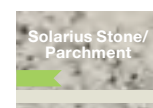



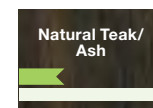
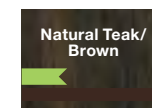
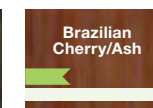


Industrial tags  
Interior/exterior signage  
Outdoor weatherable  
Personal identification  
Photo laser engraving  
Trophies, awards & plaques

#### Capabilities

Bevels  
Drills  
Hot stamps  
Saws  
Screen prints  
Thermal prints  
Bonds  
Heat bendable  
Laser vector cuts  
Scores  
Shears  
UV stable

# THE NATURALS NEW



 <p><b>Mojave Black/White</b> TN922-422 2-ply 1/16" TN942-422 2-ply 1/8"</p>	 <p><b>Mojave Black/Black</b> TN922-424 2-ply 1/16" TN942-424 2-ply 1/8"</p>	 <p><b>Burnt Sienna/Ash</b> TN922-822 2-ply 1/16" TN942-822 2-ply 1/8"</p>	 <p><b>Burnt Sienna/Beige</b> TN922-828 2-ply 1/16" TN942-828 2-ply 1/8"</p>	 <p><b>Aspen Grey/Light Grey</b> TN922-323 2-ply 1/16" TN942-323 2-ply 1/8"</p>	 <p><b>Aspen Grey/Black</b> TN922-324 2-ply 1/16" TN942-324 2-ply 1/8"</p>	 <p><b>Black Galaxy/White</b> TN922-412 2-ply 1/16" TN942-412 2-ply 1/8"</p>
 <p><b>Black Galaxy/Black</b> TN922-414 2-ply 1/16" TN942-414 2-ply 1/8"</p>	 <p><b>Celestial Grey/White</b> TN922-312 2-ply 1/16" TN942-312 2-ply 1/8"</p>	 <p><b>Celestial Grey/Grey</b> TN922-313 2-ply 1/16" TN942-313 2-ply 1/8"</p>	 <p><b>Solarius Stone/Parchment</b> TN922-818 2-ply 1/16" TN942-818 2-ply 1/8"</p>	 <p><b>Solarius Stone/Black</b> TN922-814 2-ply 1/16" TN942-814 2-ply 1/8"</p>	 <p><b>Luna White/White</b> TN922-212 2-ply 1/16" TN942-212 2-ply 1/8"</p>	 <p><b>Luna Pearl/Black</b> TN922-214 2-ply 1/16" TN942-214 2-ply 1/8"</p>
 <p><b>Carbon Ash/White</b> TN922-192 2-ply 1/16" TN942-192 2-ply 1/8"</p>	 <p><b>Carbon Ash/Black</b> TN922-194 2-ply 1/16" TN942-194 2-ply 1/8"</p>	 <p><b>Barnwood Grey/White</b> TN922-162 2-ply 1/16" TN942-162 2-ply 1/8"</p>	 <p><b>Barnwood Grey/Charcoal</b> TN922-168 2-ply 1/16" TN942-168 2-ply 1/8"</p>	 <p><b>Natural Teak/Ash</b> TN922-172 2-ply 1/16" TN942-172 2-ply 1/8"</p>	 <p><b>Natural Teak/Brown</b> TN922-178 2-ply 1/16" TN942-178 2-ply 1/8"</p>	 <p><b>Brazilian Cherry/Ash</b> TN922-022 2-ply 1/16" TN942-022 2-ply 1/8"</p>
 <p><b>Brazilian Cherry/Copper</b> TN922-028 2-ply 1/16" TN942-028 2-ply 1/8"</p>	 <p><b>Beechwood/Ivory</b> TN922-134 2-ply 1/16" TN942-134 2-ply 1/8"</p>	 <p><b>Beechwood/Brown</b> TN922-138 2-ply 1/16" TN942-138 2-ply 1/8"</p>				

## TECHNICAL SPECIFICATIONS

<b>Material</b> Microsurfaced impact acrylic	<b>Sheet Size</b> 24-1/8" x 48-3/4" // 613mm x 1238mm	<b>Usage</b> Architectural signage Craft and artistry projects Exterior signage Personalization Signage or award components	<b>Capabilities</b> Bevels Heat bendable Saws Shears	Bonds Hot stamps Scores UV stable	Drills Laser vector cuts Screen prints Permits fine detail engraving
<b>Finish</b> Textured	<b>Engraving Depth</b> .003" // 0.08mm				


# ULTRAGRAVE™ MATTE



 <p><b>Red/White</b> UG662-602 2-ply .010" UG602-602 2-ply .020" UG922-602 2-ply 1/16"</p>	 <p><b>Red/Black</b> UG922-604 2-ply 1/16"</p>	 <p><b>Red/Gold</b> UG922-637 2-ply 1/16"</p>	 <p><b>Torrid/White</b> UG922-862 2-ply 1/16"</p>	 <p><b>Exotica/White</b> UG922-882 2-ply 1/16"</p>	 <p><b>Burgundy/White</b> UG922-622 2-ply 1/16"</p>	 <p><b>Burgundy/Gold</b> UG922-627 2-ply 1/16"</p>
 <p><b>Orange/White</b> UG922-612 2-ply 1/16"</p>	 <p><b>Orange/Black</b> UG922-614 2-ply 1/16"</p>	 <p><b>Yellow/Black</b> UG662-704 2-ply .010" UG602-704 2-ply .020" UG922-704 2-ply 1/16"</p>	 <p><b>Apple Green/White</b> UG602-932 2-ply .020" UG922-932 2-ply 1/16"</p>	 <p><b>Pine Green/White</b> UG922-912 2-ply 1/16"</p>	 <p><b>Forest Green/White</b> UG922-992 2-ply 1/16"</p>	 <p><b>Forest Green/Eggshell</b> UG922-993 2-ply 1/16"</p>
 <p><b>Forest Green/Gold</b> UG922-997 2-ply 1/16"</p>	 <p><b>Turbulent/White</b> UG922-942 2-ply 1/16"</p>	 <p><b>Blue/White</b> UG662-512 2-ply .010" UG602-512 2-ply .020" UG922-512 2-ply 1/16"</p>	 <p><b>Air Force Blue/White</b> UG922-532 2-ply 1/16"</p>	 <p><b>Royal Blue/White</b> UG922-592 2-ply 1/16"</p>	 <p><b>Royal Blue/Gold</b> UG602-597 2-ply .020" UG922-597 2-ply 1/16"</p>	 <p><b>Navy Blue/White</b> UG922-552 2-ply 1/16"</p>
 <p><b>Navy Blue/Gold</b> UG922-557 2-ply 1/16"</p>	 <p><b>Taupe/White</b> UG922-802 2-ply 1/16"</p>	 <p><b>Almond/Black</b> UG922-854 2-ply 1/16"</p>	 <p><b>Craftsmen/White</b> UG922-832 2-ply 1/16"</p>	 <p><b>White/Black</b> UG662-204 2-ply .010" UG602-204 2-ply .020" UG922-204 2-ply 1/16"</p>	 <p><b>White/Clear*</b> UG602-201 2-ply .020" UG922-201 2-ply 1/16"</p>	 <p><b>White/Red</b> UG922-206 2-ply 1/16"</p>



# ULTRAGRAVE™ SATIN



## TECHNICAL SPECIFICATIONS

**Material**  
Microsurfaced impact acrylic

**Finish**  
Matte non-glare  
Satin grain  
Gloss ■

**Sheet Size**  
24-1/8" x 48-3/4" //  
613mm x 1238mm

**Engraving Depth**  
.005" // 0.13mm

**Usage**  
Industrial, automotive and  
electronic labeling  
Interior/exterior signage  
Personal identification  
Safety signage  
Trophies, awards & plaques

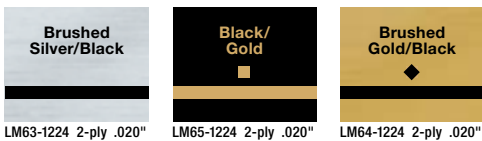
**Capabilities**

180° max temp  
Braille-engravable  
Flexible  
Laser vector cuts  
Scratch resistant  
UV stable

Bevels  
Break resistant  
Heat bendable  
Saws  
Screen prints  
Permits fine detail engraving

Bonds  
Drills  
Hot stamps  
Scores  
Shears

# LASERMAG



## TECHNICAL SPECIFICATIONS

**Material**  
Microsurfaced flexible magnetic material

**Finish**  
Brushed metal  
Gloss ■

**Sheet Size**  
12" x 24" (305 x 610mm)

**Engraving Depth**  
0.004" // 0.10mm  
*Not recommended for rotary engraving*

**Usage**  
Promotional magnets  
Repositionable nameplates

**Capabilities**

Ink prints  
Outdoor weatherable  
Shears  
Permits fine detail engraving

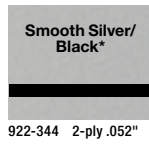
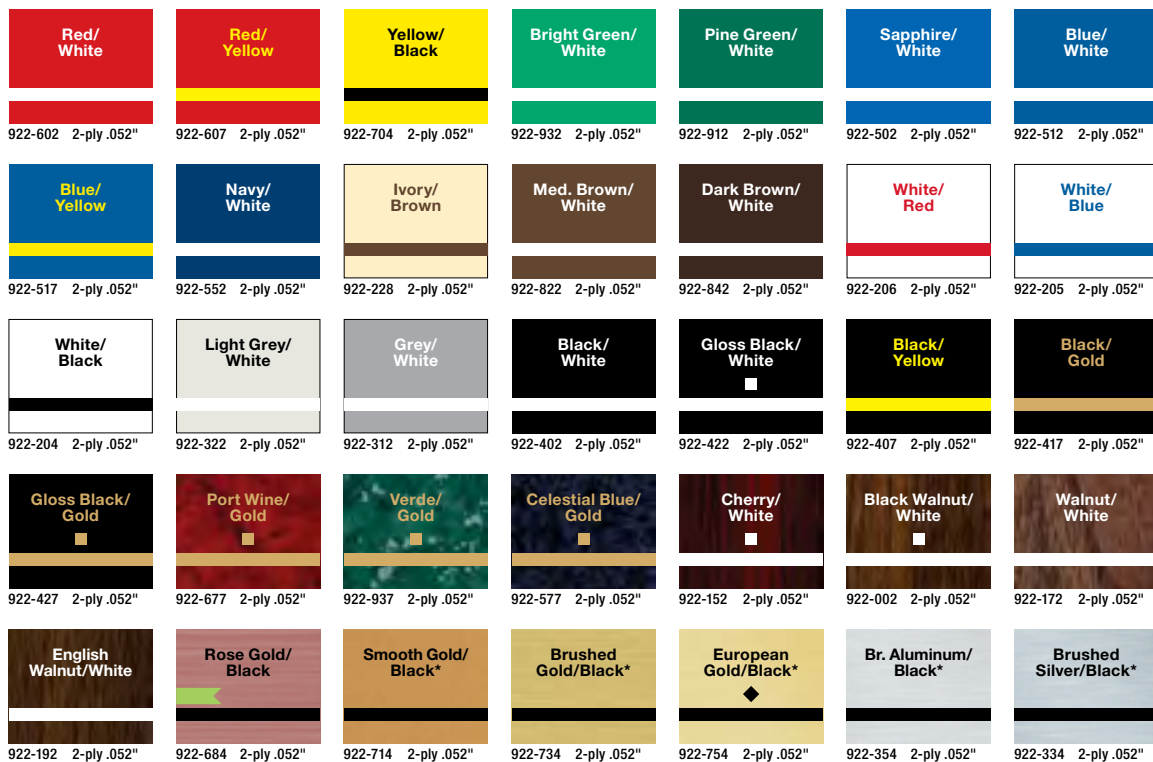
Laser vector cuts  
Scores  
UV stable

◆ Not recommended for harsh or high humidity indoor or outdoor applications.



# LASERMARK®

NEW



## TECHNICAL SPECIFICATIONS

\* LaserMark metals are available with NoMark® Plus finish by adding "0+" to the end of the item code.

### Material

Microsurfaced impact acrylic

### Finish

Matte non-glare  
Brushed metal  
Patterned  
Gloss ■

### Sheet Size

24-1/8" x 48-3/4" // 613mm x 1238mm  
Port Wine  
23-1/2" x 49" // 597mm x 1245mm

### Engraving Depth

.003" // 0.08mm

◆ Not recommended for harsh or high humidity indoor or outdoor applications.

### Usage

Interior signage  
Permits fine detail engraving  
Personal identification  
Trophies, awards & plaques

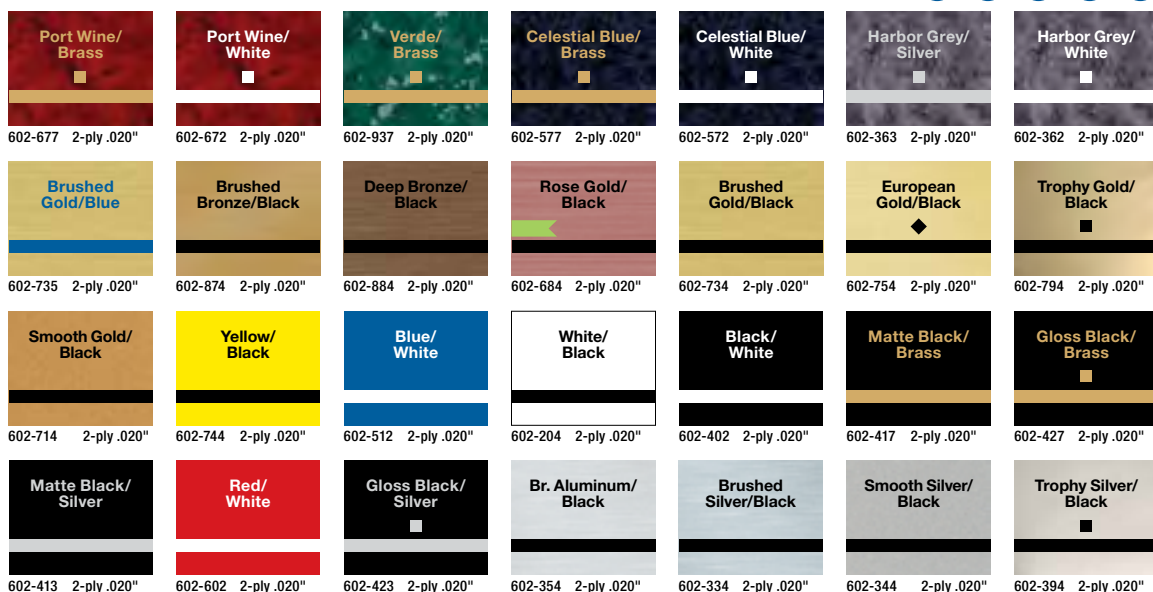
### Capabilities

Bevels  
Drills  
Hot stamps  
Saws  
Screen prints  
UV-printable

Bonds  
Heat bendable  
Laser vector cuts  
Scores  
Shears

# FLEXIBRASS® & FLEXICOLOR®

NEW



## TECHNICAL SPECIFICATIONS

Available with or without adhesive. To order with adhesive, add an "9" to the end of the six digit code.

### Material

Microsurfaced impact acrylic

### Finish

Matte non-glare  
Brushed metal  
Patterned  
Gloss ■

### Sheet Size

24-1/8" x 48-3/4" // 613mm x 1238mm  
Port Wine & Harbor Grey\*\*  
23-1/2" x 49" // 597mm x 1245mm

### Engraving Depth

.003" // 0.08mm

### Usage

Interior signage  
Trophies, awards & plaques

### Capabilities

Bevels  
Hot stamps  
Saws  
Shears  
Permits fine detail engraving

Drills  
Laser vector cuts  
Scores  
UV-printable

Heat bendable  
Screen prints

◆ Not recommended for harsh or high humidity indoor or outdoor applications.

## LASERLIGHTS



<b>Yellow/Black</b>  S68-1224 12"x 24" sheet	<b>Black/White</b>  S61-1224 12"x 24" sheet	<b>White/Black</b>  S62-1224 12"x 24" sheet S62-1205 12"x50" rolls	<b>Brushed Silver/Black</b>  S63-1224 12"x24" sheet S63-1205 12"x50" rolls	<b>Black/Gold</b>  S65-1224 12"x24" sheet S65-1205 12"x50" rolls	<b>Brushed Bronze/Black</b>  S69-1224 12"x24" sheet	<b>Smooth Silver/Black</b>  S73-1224 12"x24" sheet	
<b>Black/Silver</b>  S75-1224 12"x24" sheet S75-1205 12"x50" rolls	<b>White/Gold</b>  S26-1224 12"x24" sheet	<b>Smooth Gold/Black</b>  S74-1224 12"x24" sheet	<b>Brushed Brass/Black</b>  S64-1224 12"x24" sheet S64-1205 12"x50" rolls				

## TECHNICAL SPECIFICATIONS

Backed with a .001" (0.03mm) acrylic pressure sensitive adhesive

### Material

Microsurfaced pre-adhesive plastic

### Finish

Brushed metal  
Gloss ■

### Sheet Size

12" x 24" (305 x 610mm) sheets  
12" x 50" (305mm x 15.24m) roll

### Engraving Depth

0.002" // 0.05mm

### Gauge

.004" // .10mm

### Usage

Industrial, automotive and electronic labeling  
Interior/exterior signage  
Personal identification

### Capabilities

Bonds  
Laser vector cuts  
Shears  
UV-printable

Drills  
Outdoor weatherable  
Thermal prints  
Permits fine detail engraving

Embosses  
Scores  
UV stable

◆ Not recommended for harsh or high humidity indoor or outdoor applications.

## TEXTURES NEW



<b>Pimento/White</b>  822-642 2-ply 1/16" 842-642 2-ply 1/8"	<b>Ruby/White</b>  822-622 2-ply 1/16"	<b>Red Clay/White</b>  822-662 2-ply 1/16"	<b>Tangerine/White</b>  822-652 2-ply 1/16"	<b>Acid Yellow/Black</b>  822-774 2-ply 1/16"	<b>Acid Yellow/Dark Brown</b>  822-778 2-ply 1/16"	<b>Jungle Green/White</b>  822-962 2-ply 1/16"
<b>Aquamarine/White</b>  822-522 2-ply 1/16"	<b>Teal/White</b>  822-992 2-ply 1/16"	<b>Royal Blue/White</b>  822-592 2-ply 1/16" 842-592 2-ply 1/8"	<b>Sapphire/White</b>  822-503 2-ply 1/16"	<b>Bermuda Tan/Dark Brown</b>  822-258 2-ply 1/16"	<b>Desert Sand/Black</b>  822-854 2-ply 1/16"	<b>Coffee Bean/White</b>  822-892 2-ply 1/16"
<b>White/Red</b>  822-246 2-ply 1/16"	<b>Winter White/Blue</b>  822-205 2-ply 1/16"	<b>Winter White/Black</b>  822-244 2-ply 1/16" 842-244 2-ply 1/8"	<b>Ash Grey/White</b>  822-302 2-ply 1/16"	<b>Ash Grey/Black</b>  822-374 2-ply 1/16"	<b>Coal Black/White</b>  822-422 2-ply 1/16" 842-422 2-ply 1/8"	

## TECHNICAL SPECIFICATIONS

### Material

Co-extruded impact acrylic

### Finish

Textured

### Sheet Size

24-1/8" x 48-3/4" // 613mm x 1238mm

### Engraving Depth

.007" // 0.18mm  
Acid Yellow, Pimento, Red Clay & Aquamarine  
.010" // 0.25mm

### Usage

Industrial signage  
Industrial tags  
Interior/exterior signage  
Personal identification  
Safety signage

### Capabilities

Bevels  
Drills  
Hot stamps  
Outdoor weatherable  
Saws  
Shears

Bonds  
Heat bendable  
Laser vector cuts  
Permits fine detail engraving  
Screen prints  
UV stable



# ADA ALTERNATIVE® Substrate & Appliqué

NEW




Red

311-601 1-ply 1/32"  
321-601 1-ply 1/16"  
341-601 1-ply 1/8"




Burgundy

311-602 1-ply 1/32"  
321-602 1-ply 1/16"  
341-602 1-ply 1/8"



Canyon

311-823 1-ply 1/32"  
321-823 1-ply 1/16"  
341-823 1-ply 1/8"



Orange

311-603 1-ply 1/32"  
321-603 1-ply 1/16"  
341-603 1-ply 1/8"



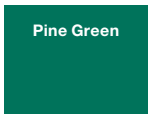
Yellow

311-701 1-ply 1/32"  
321-701 1-ply 1/16"  
341-701 1-ply 1/8"



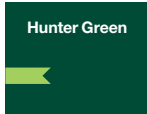
Bright Green

311-901 1-ply 1/32"  
321-901 1-ply 1/16"  
341-901 1-ply 1/8"



Pine Green

311-902 1-ply 1/32"  
321-902 1-ply 1/16"  
341-902 1-ply 1/8"



Hunter Green

311-991 1-ply 1/32"  
321-991 1-ply 1/16"  
341-991 1-ply 1/8"



Black Forest Green

311-903 1-ply 1/32"  
321-903 1-ply 1/16"  
341-903 1-ply 1/8"



Bahama Blue

311-509 1-ply 1/32"  
321-509 1-ply 1/16"  
341-509 1-ply 1/8"



Blue

311-501 1-ply 1/32"  
321-501 1-ply 1/16"  
341-501 1-ply 1/8"



Sapphire

311-506 1-ply 1/32"  
321-506 1-ply 1/16"  
341-506 1-ply 1/8"



Light Blue

311-571 1-ply 1/32"  
321-571 1-ply 1/16"  
341-571 1-ply 1/8"



Coastal Blue

311-521 1-ply 1/32"  
321-521 1-ply 1/16"  
341-521 1-ply 1/8"



China Blue

311-302 1-ply 1/32"  
321-302 1-ply 1/16"  
341-302 1-ply 1/8"



Slate

311-321 1-ply 1/32"  
321-321 1-ply 1/16"  
341-321 1-ply 1/8"



Marine Blue

311-502 1-ply 1/32"  
321-502 1-ply 1/16"  
341-502 1-ply 1/8"



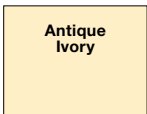
Air Force Blue

311-504 1-ply 1/32"  
321-504 1-ply 1/16"  
341-504 1-ply 1/8"




Ultra Violet

311-581 1-ply 1/32"  
321-581 1-ply 1/16"  
341-581 1-ply 1/8"



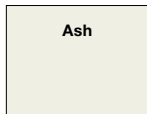
Antique Ivory

311-801 1-ply 1/32"  
321-801 1-ply 1/16"  
341-801 1-ply 1/8"



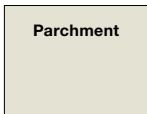
Sand

311-808 1-ply 1/32"  
321-808 1-ply 1/16"  
341-808 1-ply 1/8"



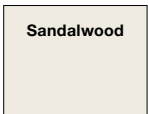
Ash

311-214 1-ply 1/32"  
321-214 1-ply 1/16"  
341-214 1-ply 1/8"




Parchment

311-811 1-ply 1/32"  
321-811 1-ply 1/16"  
341-811 1-ply 1/8"



Sandalwood

311-218 1-ply 1/32"  
321-218 1-ply 1/16"  
341-218 1-ply 1/8"



White

311-201 1-ply 1/32"  
321-201 1-ply 1/16"  
341-201 1-ply 1/8"  
391-201 1-ply 1mm



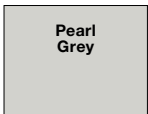
Bright White

311-204 1-ply 1/32"  
321-204 1-ply 1/16"  
341-204 1-ply 1/8"  
391-204 1-ply 1mm



Light Grey

311-305 1-ply 1/32"  
321-305 1-ply 1/16"  
341-305 1-ply 1/8"



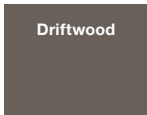
Pearl Grey

311-306 1-ply 1/32"  
321-306 1-ply 1/16"  
341-306 1-ply 1/8"



Desert Sand

311-851 1-ply 1/32"  
321-851 1-ply 1/16"  
341-851 1-ply 1/8"



Driftwood

311-595 1-ply 1/32"  
321-595 1-ply 1/16"  
341-595 1-ply 1/8"



Grey Flannel

311-331 1-ply 1/32"  
321-331 1-ply 1/16"  
341-331 1-ply 1/8"



Grey

311-301 1-ply 1/32"  
321-301 1-ply 1/16"  
341-301 1-ply 1/8"



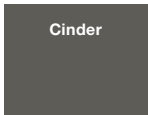
Silver Grey

311-308 1-ply 1/32"  
321-308 1-ply 1/16"  
341-308 1-ply 1/8"



Charcoal Grey

311-307 1-ply 1/32"  
321-307 1-ply 1/16"  
341-307 1-ply 1/8"



Cinder

311-413 1-ply 1/32"  
321-413 1-ply 1/16"  
341-413 1-ply 1/8"



Beige

311-831 1-ply 1/32"  
321-831 1-ply 1/16"  
341-831 1-ply 1/8"



Candlewick

311-805 1-ply 1/32"  
321-805 1-ply 1/16"  
341-805 1-ply 1/8"




Putty

311-806 1-ply 1/32"  
321-806 1-ply 1/16"  
341-806 1-ply 1/8"



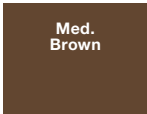
Taupe

311-802 1-ply 1/32"  
321-802 1-ply 1/16"  
341-802 1-ply 1/8"




Dark Brown

311-803 1-ply 1/32"  
321-803 1-ply 1/16"  
341-803 1-ply 1/8"



Med. Brown

311-821 1-ply 1/32"  
321-821 1-ply 1/16"  
341-821 1-ply 1/8"




Black

311-401 1-ply 1/32"  
321-401 1-ply 1/16"  
341-401 1-ply 1/8"  
391-401 1-ply 1mm



Copper

311-891 1-ply 1/32"  
321-891 1-ply 1/16"  
341-891 1-ply 1/8"



Deep Bronze

311-871 1-ply 1/32"  
321-871 1-ply 1/16"  
341-871 1-ply 1/8"




Gold

311-771 1-ply 1/32"  
321-771 1-ply 1/16"  
341-771 1-ply 1/8"




Silver

311-304 1-ply 1/32"  
321-304 1-ply 1/16"  
341-304 1-ply 1/8"



Graphite

311-398 1-ply 1/32"  
321-398 1-ply 1/16"  
341-398 1-ply 1/8"



Clear

311-101 1-ply 1/32"  
322-101 1-ply 1/16"  
342-101 1-ply 1/8"

## TECHNICAL SPECIFICATIONS

Available with or without adhesive. To order with adhesive, add an "8" to the end of the six digit code.

### Material

Single-ply modified acrylic

### Sheet Size

24-1/8" x 48-3/4" // 613mm x 1238mm

### Usage

Interior/exterior signage  
Tactile signage  
Appliqué

### Capabilities

Bevels  
Drills  
Laser vector cuts  
Scores  
UV stable  
Bonds  
Heat bendable  
Outdoor weatherable  
Screen prints  
UV-printable  
Braille-engravable  
Hot stamps  
Saws  
Shears

### Finish

Matte non-glare

### Cutting 1/32" Tactile Letters

1/4" round & .020" tip at 20°- 25° angle

# REVERSE LASERMARK®



Matte/Red

922-601 2-ply 1/16"



Matte/Burgundy

922-621 2-ply 1/16"



Matte/Ribbon Pink

922-661 2-ply 1/16"



Matte/Yellow

922-701 2-ply 1/16"



Matte/Bright Green

922-931 2-ply 1/16"



Matte/Blue

922-511 2-ply 1/16"



Matte/Navy Blue

922-551 2-ply 1/16"

<b>Matte/White</b>	<b>Matte/Ivory</b>	<b>Matte/Dark Brown</b>	<b>Matte/Black</b>	<b>Matte/Smooth Gold*</b>	<b>Gloss/Smooth Gold*</b>	<b>Matte/Smooth Silver*</b>
922-201 2-ply 1/16"	922-221 2-ply 1/16"	922-841 2-ply 1/16"	922-401 2-ply 1/16"	922-711 2-ply 1/16" 942-711 2-ply 1/8"	922-710 2-ply 1/16" 942-710 2-ply 1/8"	922-341 2-ply 1/16" 942-341 2-ply 1/8"

<b>Gloss/Smooth Silver*</b>	<b>Matte/Clear</b>	<b>Clear/Clear</b>
922-340 2-ply 1/16" 942-340 2-ply 1/8"	311-101 1-ply 1/32" 322-101 1-ply 1/16" 342-101 1-ply 1/8"	411-100 1-ply 1/32" 422-100 1-ply 1/16" 442-100 1-ply 1/8"

**TECHNICAL SPECIFICATIONS** / \*Some LaserMark® Reverse foils are not recommended for applications in which UV stability is a requirement.

<b>Material</b> Microsurfaced impact acrylic for reverse engraving	<b>Sheet Size</b> 24-1/8" x 48-3/4" // 613mm x 1238mm	<b>Usage</b> Interior signage Exterior signage Personal identification Tactile signage	<b>Capabilities</b> Scores Laser Vector Cuts Screen Prints Fine Detail Back-lighting	Saws Bevels Hot Stamps UV Stable Shears	Drills Heat Bendable Bonds Paintfill UV-Printable
<b>Finish</b> Matte non-glare Gloss ■	<b>Engraving Depth</b> .003" // 0.08mm				

**COLORCAST ACRYLICS™**



<b>Red</b>	<b>Burgundy</b>	<b>Blue</b>	<b>Navy Blue</b>	<b>Almond</b>	<b>White</b>	<b>Grey</b>
CC342-600M 2-ply 1/8" CC342-600G 2-ply 1/8" CC352-600M 2-ply 1/4" CC352-600G 2-ply 1/4"	CC342-620M 2-ply 1/8" CC342-620G 2-ply 1/8" CC352-620M 2-ply 1/4" CC352-620G 2-ply 1/4"	CC342-500M 2-ply 1/8" CC342-500G 2-ply 1/8" CC352-500M 2-ply 1/4" CC352-500G 2-ply 1/4"	CC342-550M 2-ply 1/8" CC342-550G 2-ply 1/8" CC352-550M 2-ply 1/4" CC352-550G 2-ply 1/4"	CC342-850M 2-ply 1/8" CC342-850G 2-ply 1/8" CC352-850M 2-ply 1/4" CC352-850G 2-ply 1/4"	CC342-200M 2-ply 1/8" CC342-200G 2-ply 1/8" CC352-200M 2-ply 1/4" CC352-200G 2-ply 1/4"	CC342-300M 2-ply 1/8" CC342-300G 2-ply 1/8" CC352-300M 2-ply 1/4" CC352-300G 2-ply 1/4"
<b>Black</b>	<b>Gold</b>	<b>Silver</b>	<b>Clear</b>			
CC342-400M 2-ply 1/8" CC342-400G 2-ply 1/8" CC352-400M 2-ply 1/4" CC352-400G 2-ply 1/4"	CC342-710M 2-ply 1/8" CC342-710G 2-ply 1/8" CC352-710M 2-ply 1/4" CC352-710G 2-ply 1/4"	CC342-330M 2-ply 1/8" CC342-330G 2-ply 1/8" CC352-330M 2-ply 1/4" CC352-330G 2-ply 1/4"	CC342-100M 1-ply 1/8" CC342-100G 1-ply 1/8" CC352-100M 1-ply 1/4" CC352-100G 1-ply 1/4"			

**TECHNICAL SPECIFICATIONS** / Cast acrylics have thickness variations that may present difficulties in applications where thickness tolerance is important i.e. fitting into extrusions, thermoforming applications where walls must maintain uniform thickness and assembly of complex structures. Check gauge when non-contact engraving takes place, and to periodically re-check focal lengths when laser engraving. Multiple passes may be required when laser engraving certain gauges.

<b>Material</b> Microsurfaced cell cast acrylic	<b>Sheet Size</b> 24" x 48" +0, -.125" // 610mm x 1219mm	<b>Usage</b> Interior/exterior signage Personal identification Tactile signage (matte only) Trophies, awards & plaques	<b>Capabilities</b> Back-lighting Hot stamps Permits fine detail engraving Screen prints	Bonds Laser vector cuts UV stable	Braille-engrivable Paint fill Saws UV-printable
<b>Finish</b> Matte non-glare (M) Gloss (G)	<b>Engraving Depth</b> .003" // 0.08mm				

**LASERGLOW® NEW**



<b>UltraGlow</b>	<b>Glow with Adhesive</b>	<b>Glow ADA Compliant</b>	<b>Glow Reverse Engravable</b>
ULG321-911 2-ply 1/16" ULG341-911 2-ply 1/8"	LG302-911 1-ply .020"	LG311-911 1-ply 1/32" LG321-911 1-ply 1/16" LG341-911 1-ply 1/8"	LG322-911 2-ply .050"

**LASERGLOW® Rotary Engravable**



<b>Glow/Safety Red*</b>	<b>Glow/Safety Green*</b>	<b>Glow/Safety Blue*</b>	<b>Glow/Safety Black*</b>
LG322-916 2-ply .050"	LG322-919 2-ply .050"	LG322-915 2-ply .050"	LG322-914 2-ply .050"

**TECHNICAL SPECIFICATIONS**

<b>Material</b> Modified impact acrylic	<b>Sheet Size</b> 24-1/8" x 48-3/4" // 613mm x 1238mm	<b>Usage</b> Egress and exit signage Industrial tags Interior/exterior signage Safety signage Tactile signage MEA certified MEA#203-08-M	<b>Capabilities</b> Back-lighting Drills Hot stamps Outdoor weatherable Screen prints UV-printable	Bevels Embosses Ink prints Paint fill Shears	Braille-engrivable Heat bendable Laser vector cuts Saws UV stable
<b>Finish</b> Matte non-glare	<b>Engraving Depth</b> .022" // 0.56mm (Reverse only) .025" // 0.64mm (Front only)				



### HOME OFFICE

PO Box 1605  
5409 Hamlet Drive  
Findlay, Ohio 45840-1605 USA  
inquiries@rowmark.com

### EUROPE OFFICE/WAREHOUSE

Schaarbeekstraat 44  
9120 Beveren-Waas  
Belgium  
+32 (0)3 870 41 10  
emea@rowmark.com

### TECHNICAL SUPPORT

877.769.6275 /// 419.425.8974  
techhelp@rowmark.com

### CUSTOM REQUESTS

800.243.3339 /// 419.425.2407  
customerservice@rowmark.com

### LATIN AMERICA & TECHNICAL SUPPORT

+55 11 97530-6575 /// latinamerica@rowmark.com

### AUSTRALIA & TECHNICAL SUPPORT

Unit 10/167 Prospect Hwy,  
Seven Hills NSW 2147  
1300 023 370  
sales@rowmark.com.au

877.rowmark / rowmark.com



Engage. Interact. Share.



### TERMS & CONDITIONS OF SALE

Rowmark's warranty is limited to replacement of product only, and such warranty does not extend to the costs of any repeat labor or incidental costs. LIMITED WARRANTY, WARRANTY DISCLAIMERS AND LIMITATIONS OF REMEDIES AND LIABILITIES: Except as set forth above, Seller makes NO OTHER WARRANTIES concerning the products whatsoever. SELLER DISCLAIMS AND EXCLUDES ALL OTHER EXPRESS WARRANTIES AND ALL IMPLIED WARRANTIES, INCLUDING WITHOUT LIMITATION THE IMPLIED WARRANTIES OF MERCHANTABILITY AND FITNESS FOR A PARTICULAR PURPOSE concerning the products. In no event will Sellers' liability exceed the paid purchase price of the products. Seller's obligations described in this paragraph shall be Buyer's sole and exclusive remedy against Seller and Seller's Distributors for any liability with respect to the products whether any claim for recovery is based upon or arises out of theories of contract, negligence, tort (including strict liability) or otherwise. Buyer agrees that NO OTHER REMEDY SHALL BE AVAILABLE to Buyer and that IN NO EVENT SHALL SELLER BE LIABLE FOR ANY INCIDENTAL OR CONSEQUENTIAL DAMAGES, including without limitation loss of income, loss of time, loss of sales, cost of replacement items, or claims asserted by Buyer's customers. A suit based on any cause of action must be commenced within one year from the date of delivery of product.

