

Product Description

- Multi-layer cast adhesive-backed film for full-color vehicle wraps, accents, or partial decoration wraps
- This film utilizes 3M™ Controltac™ and 3M™ Comply™ technology
Controltac™ minimizes the initial contact area of the adhesive for easy sliding, tacking, snap-up, and repositioning
Comply™ technology allows air to exit through air release channels to the edge of the graphic
- Gloss and high gloss color films have a clear protective film layer:
 - Reducing surface impressions and increasing scratch resistance during installation
 - Enabling installers to wrap complex, curved surfaces while leaving the clear protective film layer on
- 3M™ Wrap Films Series 2080 (except for High Gloss) has a directional arrow on the liner of each roll to help install the gloss, textured, metallic, pearl, and color flip films ([see FAQ 2080 Installation](#))
- Available in 1.52 m (60 in.) rolls to allow for almost any section of the vehicle to be wrapped without seams
- Use the film right out of the box with or without graphic protection (3M™ Wrap Overlamine Series 8900)
- Removable with heat and/or chemicals from most surfaces within the warranty period
- Approved for use with 3M™ Knifeless™ Tapes
- Expected Performance Life (unwarranted period for the film with no graphic protection, applied to a flat, vertical, outdoor surface under Northern European climate conditions):

All colors and textures	8 years
-------------------------	---------

⚠ Warning: A static electricity discharge can occur when removing the liner (especially when using 3M™ Wrap Film Series 2080 High Gloss), creating sparks, and igniting flammable vapors. Only use 3M™ Wrap Film Series 2080 in safe environments.

Important Note: These products are intended for resale for professional use only. All installations should be conducted by a professional installer.

Important Note: The protective film layer on the gloss and high gloss color films can be left on for the entire installation and must be removed before post-heating.






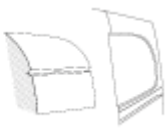
Important Note: High gloss color films require additional considerations prior to installation. See [FAQ 2080 Installation](#) for more details.

Note: This document uses hyperlinks. Please follow the links for additional information.

Recommended types of graphics and use

- Standard vehicle graphics, including solid color, detailing, decoration, and multi-layer graphics
- Commercial vehicle and fleet graphics, emblems, or striping
- Watercraft graphics (above the static water line only)

Surface types

flat	rivets	simple curves	compound curves	corrugations	deep channels and recesses
✓	✓	✓	✓	✓	✓
					

Product Line

Product name	Description	Features
3M™ Wrap Film 2080-X	X = color code, opaque. Various colors and surfaces.	Controltac™ and Comply™

Graphic Protection

Printing on 2080 films is to be done strictly on a user test-and-approve basis. Any printed 2080 film must be covered with an overlamine to preserve the printed areas. Adding an overlamine will make the installation of the 2080 film more difficult. 3M does NOT warranty any printed application for 2080 film.

[3M™ Wrap Overlamine Series 8900](#)

Physical Properties

The values displayed are the results of illustrative lab test measurements made according to the indicated external norm and shall not be considered as a commitment from 3M.

Characteristic	Value
Material	Cast vinyl
Color	See colors of 3M™ Wrap Film 2080 Note: The opacity of these films varies and should be considered when installing.
Thickness Values apply to 2080-M12; designs vary slightly in thickness ISO 534	Film without adhesive: 3.5 ± 0.4 mil (0.09 ± 0.01 mm) Film with adhesive: 4.5 ± 0.6 mil (0.11 ± 0.015 mm)
Adhesive	Acrylic, pressure-activated (slide, tack, snap-up, reposition) with air-release channels
Adhesive appearance	Grey or clear, depending on film color Note: Grey adhesive color may be darker or lighter depending on the film color.
Adhesion	Aluminium etched 5.6 ± 1.1 lbf/in (25 ± 5 N /25 mm)
Indicative values FTM 1, 24 h 23°C/50%RH	Paint 3.4 ± 1.1 lbf/in (15 ± 5 N /25 mm)
Applied shrinkage FTM 14	< 15 mil (0.4 mm)
Liner	Gloss, Satin, Matte, and Texture color films: Polyethylene-coated paper High Gloss color films: Polyethylene-coated PET
Application method	Dry only

Substrate types	Aluminium, chrome, glass, ABS, paint** The application of film onto glass can cause glass to break via uneven heat absorption through sun exposure. 3M is not liable for glass breakage. ** Check adhesion to powder-coated or water-based paints.
Application temperature	60 – 90 °F (16 – 32 °C) 3M recommends application at +65 °F to 73 °F (+18°C to +23 °C) for optimum ease of application.
Temperature range after application	-65 to +225 °F (-54 to +107 °C) (not for extended periods of time at the extremes)
Chemical Resistance	<ul style="list-style-type: none"> • Resists mild alkalis, mild acids, and salt • Excellent resistance to water (does not include immersion) • Resists occasional fuel spills
Flammability	Flammability standards are different from country to country. Ask your local 3M contact for details, please.

Adhesive Characteristics

3M™ Wrap Film Series 2080-X		1	2	3	4	5	
Installation Characteristics	Challenging/High Skill						Easy/Low Skill
Installation Characteristics (High Gloss Films)	Challenging/High Skill						Easy/Low Skill
24-hour adhesion	Low						High
Long term adhesion	Low						High
Removability	Not Designed for Easy Removal						Designed for Easy Removal

Warranty Information

3M Basic Product Warranty

3M Graphics Products are warranted to be free of defects in materials and manufacture at the time of shipment and to meet the specifications stated in its applicable 3M Graphics Product Bulletin and as further set forth in the 3M Graphics Warranties Bulletin.

3M™ MCS™ Warranty

3M provides a warranty on a finished applied graphic within the framework of 3M™ MCS™ warranty programs.

The warranty coverage for eligible graphics is based on the user both reading and following all applicable and current 3M Graphics product and instruction bulletins. The warranty period for eligible graphics is as stated in the 3M Graphics Warranties Matrices at the time that the film was purchased. Information found at 3M.com/graphicswarranties includes:

- [3M Graphics Warranties Selector](#)
 - Use this selector to search for your vertical warranty period by product type, ink type, film name, and/or ink/printer platform.
- [3M™ MCS™ Global Geographical Zones Warranty Information](#)
 - Use this map to determine which warranty region applies to you.
- The following links lead to zone-specific information for the 3M™ MCS™ Warranty.
 - [Zone 1](#)
 - [Zone 2](#)
 - [Zone 3](#)

The warranties set forth in this bulletin are made in lieu of all other express or implied warranties, including any implied warranty of merchantability, fitness for a particular purpose, or arising out of a course of dealing, custom, or usage of trade.

Limited Remedy

Unsuitable End Uses

3M recommended product end uses are listed in each 3M graphics product bulletin. End uses not listed in the applicable 3M Graphics Product Bulletins are typically not eligible for 3M Graphics Warranties. For all product end uses (recommended or not recommended), the user remains solely responsible for evaluating, testing and approving this 3M product and determining whether it is appropriate and suitable for the customer's application. For non-recommended and/or non-warranted end uses or applications, users must assume any associated risks, and acknowledge that 3M has no liability for such end uses or applications.

Please contact your 3M representative with any questions about graphic applications, end uses, and warranties.

Limitation of liability

All questions of warranty and liability relating to this product are governed by the terms and conditions of the sale, subject, where applicable, to the prevailing law.

3M Commercial Solutions products are not tested against automotive manufacturer specifications!

Graphic Manufacturing

Vehicle wrapping

Textured, metallic, pearl, and color flip films may have a directional characteristic to their appearance. For the best overall appearance, do not alternate between lengthwise and widthwise graphic panels.

Film colors vary from lot-to-lot. Use the same lot number of film for an entire vehicle to achieve a consistent appearance.

3M recommends using 3M™ Tape Primer 94 to maximize a graphic's bond to the substrate in any areas that will be stretched.

Important Note: Consult air quality regulations before using 3M™ Tape Primer 94.

[See FAQ 2080 Installation](#) for more installation details.

Sheeting, Scoring and Film Cutting

See 3M Instruction Bulletin 4.1 for Sheeting, Scoring and Film Cutting details

Important Note: The thickness and texture of these films makes them more difficult to cut and weed cleanly. Use clean, sharp, properly aligned blades. The user must assume responsibility for the outcome, so always test and approve before cutting a large job.

Application Tapes

See product bulletin 'ATR' for information about selection and use of suitable application tapes for this product, please.

Important Note: The texture on certain films in 3M™ Wrap Film Series 2080 makes it difficult for any application tape to adhere to the film. If used, apply the graphic as soon after cutting and applying an application tape as possible. Always test and approve before committing to a job. See [3M Product Bulletin ATR](#) for complete details.

Application and Installation

In addition to other 3M Bulletins specified in this document, the following Bulletins and Videos provide details that you may need to successfully apply a graphic.

[See 3M Product and Instruction Bulletin Knifeless Tape for applicaton](#)

[See 3M Instruction Bulletin 5.36 for application techniques for automobiles, vans and buses.](#)

[See 3M Instruction Bulletin 5.4 for application: fleet trucks.](#)

[See 3M Instruction Bulletin 5.42 for application and special considerations for watercrafts.](#)

[See 3M Instruction Bulletin 5.45 for application techniques for railcars.](#)

[See 3M Instruction Bulletin 5.5 for general procedures for interior and exterior dry application.](#)

[See Tips and Tricks](#)

[See 3M 2080 FAQ Installation](#)

[See 3M 2080 FAQ Maintenance](#)

Maintenance, Cleaning and Removal

Use a cleaner designed for high-quality painted surfaces. The cleaner must be wet, non-abrasive, without solvents, and have a pH value between 3 and 11 (neither strongly acidic nor strongly alkaline).

Use care to avoid scratching the film. Never scrub the film. Scratching and abrasion marks may be visible and may not be able to be worked out of the film's unique finish. Avoid automatic car washes with brushes, especially for 2080 high gloss. Avoid using harsh chemicals and brushes when cleaning the vehicle, and avoid parking near shrubs, trees, and any other items that could scratch the vehicle. See [3M FAQ Vehicle Care](#) for details.

These films can be removed with the aid of heat and/or chemicals.

[See 3M Instruction Bulletin 6.5 for information about storage, handling, maintenance and removal of films and sheetings.](#)

Factors that Affect Graphic Performance Life

The actual performance life of a graphic is affected by:

- the combination of graphic materials used.
- selection, condition, and preparation of the substrate.
- surface texture.
- application methods.
- angle and direction of sun exposure.
- environmental conditions.
- cleaning or maintenance methods.

Shelf Life, Storage and Shipping

The shelf life as defined below remains an indicative and maximum data, subject to many external and non-controllable factors. It may never be interpreted as warranty.

The shelf life is never more than 3 years from the date of manufacture on the original box. If you process the film, the shelf life is changed to 1 year from the processing date, but not later than the 3-year maximum from the manufacturing date.

Storage conditions: +40°F to 100°F (+4°C to +38°C), out of sunlight, original container in a clean and dry area.

Bring the film to room temperature before use.

Shipping finished graphics: Flat or rolled printed side out on 6 inch (15 cm) or larger core.

Health and Safety

When handling any chemical products, read the manufacturer's container labels and the Safety Data Sheets (SDS) for important health, safety and environmental information.

[Follow the link to obtain SDS sheets for 3M products on 3M.com/SDS.](https://www.3m.com/SDS)

IMPORTANT! When using any equipment, always follow the manufacturer's instructions for safe operation.

3M, Controltac, Comply, and MCS are trademarks of 3M. All other trademarks are the property of their respective owners.

3M United Kingdom PLC

Commercial Solutions Division
Cain Road
Bracknell, RG12 8HT
UK

www.3m.co.uk/graphics-and-signage-uk/

3M Ireland Ltd.

The Iveagh Building
The Park, Carrickmines
Dublin 18
Ireland

www.3m.co.uk/graphics-and-signage-uk/

© 3M 2023. All rights reserved.